





1991




1992



1993



1994



1995




1996



1997



1998



1999



2000

2001 annual report

laporan tahunan 2001

Far East Holdings Berhad

(14809-W)

Suite 5, Tingkat 8
Peti Surat 35, Kompleks Teruntum
Jalan Mahkota, 25000 Kuantan
Pahang Darul Makmur


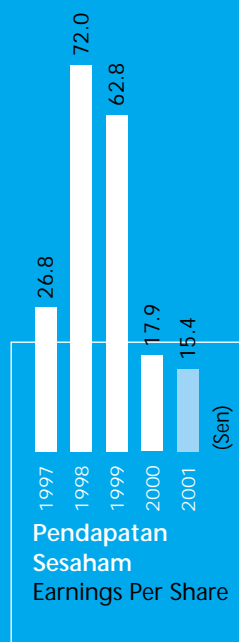
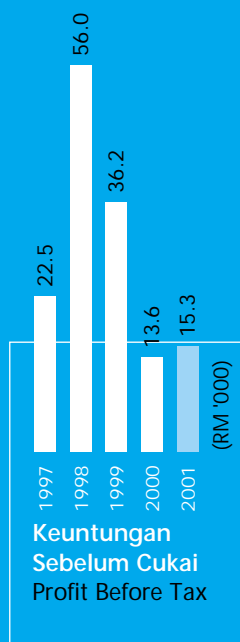
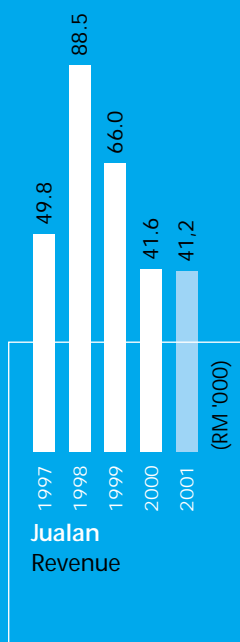
Tel: 09-5141 936 / 948 / 339
Fax: 09-5136 211
Web site: www.fehb.com.my
E-mail: fareh@po.jaring.my

Far East Holdings Berhad (14809-W)

KANDUNGAN

CONTENTS

Ringkasan Kewangan Kumpulan	1
Group Financial Summary	1
Notis Mesyuarat Agung Tahunan	2
Notice of Annual General Meeting	3
Penyata Mengiringi Notis Mesyuarat Agung Tahunan	4
Statement Accompanying Notice of Annual General Meeting	4
Maklumat Korporat	9
Corporate Information	9
Penyata Pengerusi	17
Chairman's Statement	17
Kumpulan Pengurusan Kanan	21
Senior Management Team	21
Laporan Jawatankuasa Audit	22
Audit Committee Report	24
Statement of Corporate Governance	26
Material Contracts of FEHB Involving Directors and Major Shareholders Interest	31
Maklumat Pematuhan Tambahan	33
Additional Compliances Information	33
PENYATA KEWANGAN	35
FINANCIAL STATEMENTS	57
Harta-Harta Kumpulan	98
Group Properties	98
Statistik Pemegang Saham	99
Shareholdings Statistics	99
Borang Proksi	
Proxy Form	



	1997	1998	1999	2000	2001
LEMBARAN IMBANGAN YANG DISATUKAN					
Pada 31 Disember (RM juta)					
CONSOLIDATED BALANCE SHEET					
As at 31 December (RM Million)					
Rizab dan Modal / Capital and Reserve					
Modal Saham / Share Capital	56.0	56.0	56.0	56.0	61.6
Rizab Tidak Boleh Diagihkan / Non-distributable Reserve	60.8	60.4	60.3	134.0	137.2
Keuntungan Berkumpul / Retained Profits	68.3	102.0	131.6	139.6	141.5
Dana Pemegang Saham / Shareholders' Fund	185.1	218.4	247.9	329.6	340.3
Cukai Tertunda / Deferred Taxation	0.2	-	-	-	-
Peruntukan Perbelanjaan Penanaman Semula / Provision for Replanting Cost	16.8	19.7	22.7	23.3	22.5
Pinjaman Jangka Panjang / Long Term Liabilities	10.1	5.0	-	-	3.4
Kepentingan Minoriti / Minority Interest	-	-	17.3	17.1	15.5
	212.2	243.1	287.9	370.0	381.7
Terdiri dari / Represented by:					
Aset Tetap / Fixed Assets	200.1	200.0	229.1	313.5	296.0
Syarikat Bersekutu dan Syarikat Anak / Associated Companies and Subsidiaries	18.6	20.0	30.2	31.9	35.5
Pelaburan / Investments	1.2	1.2	1.2	1.2	1.2
Muhibah daripada Penyatuan / Goodwill on Consolidation	-	-	0.1	0.1	-
Aset Semasa / Current Assets	18.6	50.9	62.8	56.8	68.7
Jumlah Aset / Total Assets	238.5	272.1	323.4	403.5	401.4
Liabiliti Semasa / Current Liabilities	(26.3)	(29.0)	(35.5)	(33.5)	(19.7)
	212.2	243.1	287.9	370.0	381.7
PENYATA PENDAPATAN YANG DISATUKAN					
Pada 31 Disember (RM Juta)					
CONSOLIDATED INCOME STATEMENTS					
As at 31 December (RM Million)					
Jualan / Revenue	49.8	88.5	66.0	41.6	41.2
Keuntungan Sebelum Cukai / Profit Before Taxation	22.5	56.0	36.2	13.6	15.3
Cukai / Taxation	(7.5)	(15.0)	0.4	(3.8)	(4.8)
Keuntungan Selepas Cukai / Profit After Taxation	15.0	41.0	36.6	9.8	10.5
Kepentingan Minoriti / Minority Interest	-	(0.7)	(1.5)	0.2	(1.0)
Keuntungan Pada Tahun / Profit For The Year	15.0	40.3	35.1	10.0	9.5
Keuntungan Berkumpul Dibawa Ke hadapan / Retained Profit Brought Forward as Previously Stated	54.7	68.3	102.0	127.8	139.6
Pelarasan Tahun Lepas / Prior Year Adjustment	4.7	-	0.5	3.8	(2.0)
Keuntungan Untuk Diagihkan kepada Pemegang Saham / Profit Attributable to Shareholders	74.4	108.6	137.6	141.6	147.1
Terbitan Saham Bonus yang Dipermodalkan / Capitalisation of Bonus Issue	-	-	-	-	(5.6)
Pencairan dari Penerbitan Syer Baru oleh Syarikat Bersekutu / Dilution Arising from New Issue of Shares by Associated Company	-	(0.6)	-	-	-
Dividen / Dividends	(6.1)	(6.0)	(6.0)	(2.0)	-
Keuntungan Berkumpul Untuk Tahun / Retained Profit For The Year	68.3	102.0	131.6	139.6	141.5
TUMPUAN Pada 31 Disember					
HIGHLIGHTS As at 31 December					
Pendapatan Sesaham (sen) / Earnings Per Share (sen)	26.8	72.0	62.8	17.9	15.42
Aset Ketara Bersih Sesaham (RM) / Net Tangible Assets Per Share (RM)	3.3	3.9	4.4	5.9	5.5
Nisbah Semasa / Current Ratio	0.71	1.76	1.76	1.69	3.48
Keuntungan Sebelum Cukai Sebagai Peratus (%) Jualan / Pre-Tax Profit as A Percentage of Revenue (%)	45.2	63.3	54.8	32.7	37.1
Keuntungan Sebelum Cukai Sebagai Peratus (%) Dana Pemegang Saham Dihujung Tahun / Pre-Tax Profit As A Percentage of Shareholders' Fund at Year End (%)	12.2	25.6	14.6	4.13	4.50

DENGAN INI DIBERITAHU BAHAWA Mesyuarat Agung Tahunan pemegang-pemegang saham yang ke 28 FAR EAST HOLDINGS BERHAD akan diadakan di Meranti I, Hyatt Regency, Kuantan, Pahang Darul Makmur pada hari Isnin, 24 Jun 2002 jam 11.00 pagi.

AGENDA

1. Menerima dan menimbang Akaun bagi tahun berakhir 31 Disember 2001 serta Laporan Pengarah dan Juruaudit mengenainya.

Resolusi 1

2. Meluluskan pembayaran dividen akhir sebanyak 5% tolak 28 % cukai pendapatan bagi tahun berakhir 31 Disember 2001, seperti yang disyorkan oleh Lembaga Pengarah.

Resolusi 2

3. Untuk memilih semula Pengarah-Pengarah berikut yang bersara menurut Tataurusan Pertubuhan Syarikat. Oleh kerana layak telah menawarkan diri untuk dilantik semula:-

- a) Y.Bhg Tan Sri Dato' Dr. Mohd Rashdan bin Baba

Resolusi 3

- b) En John Chia Sin Tet

Resolusi 4

- c) Tuan Haji Lias Mohd Noor

Resolusi 5

- d) En Kamarudin Abdull Rani

Resolusi 6

4. Meluluskan ganjaran Pengarah-pengarah bagi tahun 2001.

Resolusi 7

5. Melantik Juruaudit Syarikat.

Resolusi 8

6. Untuk menguruskan hal-hal urusniaga biasa Syarikat dimana perlu notis akan diberikan.

NOTIS PEMBAYARAN DIVIDEN DAN PENUTUPAN BUKU

DENGAN INI DIBERITAHU BAHAWA dividen pertama dan akhir sebanyak 5.0 sen kasar sesaham tolak 28% cukai pendapatan bagi tahun kewangan berakhir 31 Disember 2001, jika diluluskan oleh para pemegang saham di Mesyuarat Agung Tahunan, akan dibayar pada 14 Ogos 2002 kepada para pemegang saham yang nama-nama mereka terdapat di dalam Rekod Pendeposit Syarikat semasa tutup perniagaan pada 1 Ogos 2002. Rekod Pendaftar Ahli Syarikat akan ditutup dari 2 Ogos 2002 sehingga 5 Ogos 2002 (termasuk kedua-dua hari) bagi tujuan penyediaan waran dividen.

Seorang pendeposit adalah layak untuk menerima dividen hanya berhubung dengan;

- a) Saham-saham yang dideposit didalam Akaun Sekuriti Pendeposit sebelum 12.30 tengahari, 30 Julai 2002 bagi saham yang dikecualikan daripada deposit mandatori;
- b) Saham-saham yang dipindahmilikkan kepada Akaun Sekuriti Pendeposit sebelum jam 12.30 tengahari pada 1 Ogos 2002 berkenaan pemindahan biasa;
- c) Saham-saham yang dibeli di Bursa Saham Kuala Lumpur selaras dengan kelayakan asas tertakluk kepada Syarat-syarat Bursa Saham Kuala Lumpur.

Dengan Perintah Lembaga Pengarah

Mohd Lizah bin Hashim, AMCCS
Setiausaha Syarikat LS00177

Kuantan,
3 Jun 2002

NOTA

1. Seorang ahli yang berhak menghadiri dan mengundi dalam mesyuarat ini adalah berhak melantik proksi untuk hadir dan mengundi bagi pihaknya. Proksi tidak semestinya seorang ahli syarikat.
2. Jika yang melantik sebuah perbadanan borang proksi mestilah dimeteri dengan cop mohor atau ditandatangani oleh pegawai atau pegawai perbadanan tersebut.
3. Borang proksi ini mestilah diserahkan kepada Pendaftar Saham (Malaysian Share Registration Services Sdn Bhd, Tingkat 7, Exchange Square, Bukit Kewangan, 50200 Kuala Lumpur. P.O Box 13274, 50752 Kuala Lumpur) tidak lewat daripada empat puluh lapan jam(48) sebelum masa yang ditetapkan untuk mengadakan mesyuarat.

NOTA

Maklumat berkaitan Lembaga Pengarah yang bersara pada Mesyuarat Agung Tahunan ini, dibentang dalam laporan ini di muka surat 6.

NOTICE IS HEREBY GIVEN that the 28th Annual General Meeting of FAR EAST HOLDINGS BERHAD shareholders will be held at Meranti I, Hyatt Regency, Kuantan, Pahang Darul Makmur on Monday 24th June 2002 at 11.00 a.m to transact the following business:-

AGENDA :

1. To receive and consider Accounts for the year ended 31st December 2001 and the Reports of Directors and Auditors thereon.

Resolution 1

2. To approve the payment of final dividend of 5% less 28% Malaysian tax for the year ended 31st December 2001 as recommended by Directors.

Resolution 2

3. To re-elect the following Directors who retire pursuant to the Company's Articles of Association.

- a) Y.Bhg Tan Sri Dato' Dr Mohd Rashdan bin Baba

Resolution 3

- b) Mr John Chia Sin Tet

Resolution 4

- c) Tuan Haji Lias Mohd Noor

Resolution 5

- d) En Kamarudin Abdull Rani

Resolution 6

4. To approve Directors' fee for the year ended 31 December 2001

Resolution 7

5. To appoint Auditor of the Company.

Resolution 8

6. To transact any other ordinary business for which due notice shall have been given.

NOTICE OF DIVIDEND PAYMENT AND BOOK CLOSURE

NOTICE IS HEREBY GIVEN THAT a first and a final dividend of 5.0 sen gross per share less income tax of 28% in respect of the financial year ended 31st December 2001, if approved by the shareholders at the Annual General Meeting will be paid on 14th August 2002 to the shareholders whose names appear in the Record of Depositors of the Company at the close of business on 1st August 2002. Record of Depositors will be closed on 2nd August 2002 to 5th August 2002 (both date inclusive) for the purpose of preparing the dividend warrant.

A depositor shall qualify for entitlement to the dividend only in respect of;

- a) Shares deposited to Depositor's Securities Account before 12.30 p.m., 30th July 2002 in respect of shares exempted from mandatory deposit;
- b) Shares transferred into the Depositor's Securities Account before 12.30 p.m. on 1st August 2002 in respect of ordinary shares; and
- c) Shares bought on the Kuala Lumpur Stock Exchange on a cum entitlement basis according to the Rules of the Kuala Lumpur Stock Exchange.

By Order of the Board

Mohd Lizah bin Hashim, AMCCS
Company Secretary, LS00177

3 June 2002
Kuantan

NOTES

1. A member entitled to attend and vote at the meeting is entitled to appoint a proxy to attend and vote in his stead. A proxy need not be a member of the company.
2. Where the appointment is executed by a corporation, it must be either under seal or under the hand of any attorney or officer duly authorised.
3. The instrument appointing the proxy must be deposited at the Shares Registrars Office (Malaysian Share Registration Services Sdn Bhd Tingkat 7, Exchange Square, Bukit Kewangan, 50200 Kuala Lumpur, P.O. Box 13274, 50752 Kuala Lumpur) at least forty eight(48) hours before the time appointed for holding the meeting.

NOTES

Detail information of the Directors who seek reelection at this forthcoming Annual General Meeting is presented on page 6.

PENYATA MENGIRINGI

NOTIS MESYUARAT AGUNG TAHUNAN

TERTAKLUK KEPADA PERENGGAN 8.28 (2) PENETAPAN PENYENARAIAAN BSKL

STATEMENT ACCOMPANYING NOTICE OF ANNUAL GENERAL MEETING OF THE COMPANY

PURSUANT TO PARAGRAPH 8.28 (2) OF THE LISTING REQUIREMENTS OF THE KLSE

Butir para pengarah yang menawarkan diri untuk perlantikan semula /

[Names of individuals who are standing for re-election](#)

- 1) Tan Sri Dato' Dr. Mohd Rashdan bin Baba
- 2) En John Chia Sin Tet
- 3) Tuan Haji Lias Mohd Noor
- 4) En Kamarudin Abdull Rani

Menurut Tatacara dan Tataurusan Syarikat, mereka yang tersebut di atas bersara pada Mesyuarat Agung Tahunan dan, kerana layak menawarkan diri untuk dilantik semula. /

[In Accordance of the Company's Articles of Association, all the above retire at the forthcoming Annual General Meeting and being eligible offer themselves for re-election.](#)

Maklumat tentang kehadiran Lembaga Pengarah /

[Details of attendance of Directors at Board Meetings](#)

Sembilan (9) kali Mesyuarat Lembaga Pengarah telah diadakan bagi tahun kewangan 1hb Januari 2001 sehingga 31hb Disember 2001. Maklumat kehadiran seperti berikut:- /

[Nine \(9\) Board Meetings were held during the financial year from 1 January 2001 till 31 December 2001. Details of attendance of Directors at the Board Meeting are as follows:-](#)

Nama / Name	Kehadiran / Attendance
Dato' Mohd Ghazali bin Mohd Khalid	8/9
Dato' Hamdan bin Jaafar*	7/9
Tan Sri Dato' Dr. Mohd Rashdan bin Baba	8/9
Dato' Ghazali bin Mohd Ali	6/9
Dato' Abd Rahim Mohamad	5/9
En John Chia Sin Tet	6/9
Tuan Hj Lias Mohd Noor**	-
En Kamarudin Abdull Rani***	-

Nota - * Dato' Hamdan bin Jaafar meletakkan jawatan pada 1 January 2002

** Tuan Hj Lias Mohd Noor dilantik pada 14 Januari 2002

*** En Kamarudin Abdull Rani dilantik pada 14 Mei 2002

Note - * [Dato' Hamdan bin Jaafar has tendered his resignation on 1 January 2002](#)

** [Tuan Hj Lias Mohd Noor was appointed on 14 January 2002](#)

*** [En Kamarudin Abdull Rani was appointed on 14 May 2002](#)

Tarikh, Masa dan Tempat Mesyuarat

[Date, Time and Place of the Board Meetings](#)

MESYUARAT/TYPE OF MEETING	TARIKH/DATE	WAKTU/TIME	TEMPAT/PLACE
Board of Directors Meeting (1/2001)	27/2/2001	12.00noon	Executive meeting room, Level 3, Hotel Nikko, 165 Jalan Ampang, 50450 Kuala Lumpur
Board of Directors Meeting (2/2001)	26/4/2001	3.20 p.m	Lotus room, Level 2, Hotel Nikko, 165 Jalan Ampang, 50450 Kuala Lumpur
Board of Directors Meeting (3/2001)	30/5/2001	2.30 p.m	Bunga Raya room, Level 2, Hotel Nikko, 165 Jalan Ampang, 50450 Kuala Lumpur

NOTIS MESYUARAT AGUNG TAHUNAN

TERTAKLUK KEPADA PERENGGAN 8.28 (2) PENETAPAN PENYENARAIAAN BSKL

STATEMENT ACCOMPANYING NOTICE OF ANNUAL GENERAL MEETING OF THE COMPANY

PURSUANT TO PARAGRAPH 8.28 (2) OF THE LISTING REQUIREMENTS OF THE KLSE

MESYUARAT/TYPE OF MEETING	TARIKH/DATE	WAKTU/TIME	TEMPAT/PLACE
Special Board of Directors Meeting (4/2001)	22/6/2001	3.15 p.m	Bunga Raya room, Level 2, Hotel Nikko, 165 Jalan Ampang, 50450 Kuala Lumpur
Board of Directors Meeting (5/2001)	19/7/2001	3.00 p.m	Sakura room, Level 2, Hotel Nikko, 165 Jalan Ampang, 50450 Kuala Lumpur
Board of Directors Meeting (6/2001)	27/8/2001	3.00 p.m	Orchid room, Level 2, Hotel Nikko, 165 Jalan Ampang, 50450 Kuala Lumpur
Board of Directors Meeting (7/2001)	19/10/2001	3.00 p.m	Orchid room, Level 2, Hotel Nikko, 165 Jalan Ampang, 50450 Kuala Lumpur
Board of Directors Meeting (8/2001)	22/11/2001	11.00 a.m	Dahlia room, Level 2, Hotel Nikko, 165 Jalan Ampang, 50450 Kuala Lumpur
Special Board of Directors Meeting (9/2001)	29/12/2001	11.30 a.m	Chengal room, Hyatt Regency Kuantan, Telok Chempedak 25050 Kuantan, Pahang

Butir-butir para Pengarah yang menawarkan dirinya untuk perlantikan semula adalah seperti berikut:-
Information of Directors which offer themselves for reelection are as follows:-

YBHG. TAN SRI DATO' DR. MOHD RASHDAN BIN HJ. BABA

Umur	: 67 tahun
Kewarganegaraan	: Malaysia
Tarikh Perlantikan	: 1 Ogos 1990
Kewarganegaraan	: Malaysia
Kelayakan	: Graduan Bachelor of Science dari University of Reading dan PhD dari University of Leeds, United Kingdom.
Pengalaman dan Jawatan	: Kerjaya cemerlangnya termasuk Naib Canselor pertama Universiti Kebangsaan Malaysia dan Universiti Putra Malaysia beserta Pengerusi Eksekutif Kumpulan Guthrie dan Telekom Malaysia Berhad. Beliau juga Ahli Lembaga Pengarah Arab Malaysian Coporation Berhad, Arab Malaysian Merchant Bank Berhad, Arab Malaysian Finance Berhad, Computer System Advisers (M) Bhd, Unisem(M) Bhd, Arab Malaysian Bank Berhad dan AMMB Holdings Berhad. Di FEHB beliau mempengerusikan Jawatankuasa Audit dan Jawatankuasa Nomination.
Pegangan saham dalam Syarikat dan anak syarikat (pada 31st Disember 2001)	: Tiada
Pertalian keluarga dengan Pengarah lain dan atau pemegang saham terbesar syarikat	: Tiada
Sebarang percanggahan kepentingan dengan Syarikat	: Tiada
Senarai sabitan kesalahan dalam 10 tahun lalu selain daripada kesalahan trafik	: Tiada

NOTIS MESYUARAT AGUNG TAHUNAN

TERTAKLUK KEPADA PERENGGAN 8.28 (2) PENETAPAN PENYENARAIAAN BSKL

STATEMENT ACCOMPANYING NOTICE OF ANNUAL GENERAL MEETING OF THE COMPANY

PURSUANT TO PARAGRAPH 8.28 (2) OF THE LISTING REQUIREMENTS OF THE KLSE

YBHG. TAN SRI DATO' DR. MOHD RASHDAN BIN HJ. BABA

Age	: 67 years
Nationality	: Malaysian
Appointment date	: 1 August 1990
Qualification	: Graduated with B.Sc. from University of Reading, United Kingdom and PhD from University of Leeds, United Kingdom
Position in the Company	: Independent Non Executive Director
Working Experience and Occupation	: He was the founding Vice-Chancellor National University of Malaysia (UKM), founding Vice-Chancellor University of Agriculture, Malaysia, Executive Chairman of Kumpulan Guthrie Berhad and Executive Chairman of Telekom Malaysia Berhad.
Other directorship of public companies	: Arab Malaysian Corporation Berhad, AMMB Holdings Berhad, Arab Malaysian Finance Berhad, Computer Advisers (M) Berhad, Unisem (M) Berhad, Arab Malaysian Merchant Bank Berhad, Arab Malaysian Bank Berhad
Securities holdings in the Company and its subsidiaries (as at 31st December 2001)	: NIL
Family relationship with any Director and/or major shareholder of the Company	: NIL
Any conflict of interest that he has with the Company	: NIL
List of convictions for offences within the past ten years other than traffic offences, if any	: NIL

ENCIK JOHN CHIA SIN TET

Umur	: 53 tahun
Kewarganegaraan	: Malaysia
Tarikh Perlantikan	: 1 Ogos 1990
Kelayakan	: Memperolehi Ijazah Undang-undang dari Lincoln's Inn.
Pengalaman dan Jawatan	: Beliau pernah menjadi Pengarah Menang Corp (M) Berhad, Mycom Berhad dan Gadek (M) Bhd dan kini menjadi Ahli Lembaga Pengarah beberapa syarikat sendirian berhad. Beliau juga merupakan Pengerusi/Pengarah Urusan UNISEM (M) Berhad. Di FEHB, beliau menganggotai Jawatankuasa Audit dan Jawatankuasa Nomination.
Pegangan saham dalam Syarikat dan anak syarikat (pada 31hb Disember 2001)	: 11,000 unit
Pertalian keluarga dengan Pengarah lain dan atau pemegang saham terbesar syarikat	: Tiada
Sebarang percanggahan kepentingan dengan Syarikat	: Tiada
Senarai sabitan kesalahan dalam 10 tahun lalu selain daripada kesalahan trafik	: Tiada

ENCIK JOHN CHIA SIN TET

Age	: 53 years
Nationality	: Malaysian
Appointment date	: 1 August 1990
Qualification	: Barrister-at-Law from Lincoln's Inn.
Position in the Company	: Independent Non Executive Director
Working Experience and Occupation	: He is a Director of Menang Corp (M) Berhad, Mycom Berhad and Gadek (M) Bhd and also sits as a Board of Director of a few limited companies. He also a Chairman/Managing Director of UNISEM (M) Berhad and a member of Audit Committee and Nomination Committee in FEHB.
Other directorship of public companies	: Unisem (M) Berhad
Securities holdings in the Company and its subsidiaries (as at 31st December 2001)	: 11,000 units
Family relationship with any Director and/or major shareholder of the Company	: NIL
Any conflict of interest that he has with the Company	: NIL
List of convictions for offences within the past ten years other than traffic offences, if any	: NIL

NOTIS MESYUARAT AGUNG TAHUNAN

TERTAKLUK KEPADA PERENGGAN 8.28 (2) PENETAPAN PENYENARAIAAN BSKL

STATEMENT ACCOMPANYING NOTICE OF ANNUAL GENERAL MEETING OF THE COMPANY

PURSUANT TO PARAGRAPH 8.28 (2) OF THE LISTING REQUIREMENTS OF THE KLSE

HJ. LIAS MOHD NOOR

Umur : 51 tahun
 Kewarganegaraan : Malaysia
 Tarikh Perlantikan : 14 Januari 2002
 Kelayakan : Beliau merupakan graduan dari Universiti Kebangsaan Malaysia (B.A Hons/Econ). Pada tahun 1993 beliau pernah menyertai Stanford Executive Program di Stanford University, Amerika Syarikat dan memperoleh ijazah Sarjana Pengurusan Perniagaan pada tahun 2000 dari Universiti Kebangsaan Malaysia.

Status dalam Syarikat : Pengarah Bukan Bebas Eksekutif
 Pengalaman dan Jawatan : Menyandang jawatan Pengarah Eksekutif pada 14 Januari 2002. Beliau telah dilantik sebagai Pemangku Ketua Eksekutif PKNP pada 28 November 2001. Sebelum beliau memegang jawatan Timbalan Pengurus Besar. Beliau juga menganggotai beberapa syarikat kumpulan PKNP seperti Tioman Island Berhad, Astana Golf Resort Berhad dan Bukit Tinggi Resort Berhad. Beliau mempengerusi Jawatankuasa ESOS FEHB.

Pegangan saham dalam Syarikat dan anak syarikat (pada 31st Disember 2001) : Tiada
 Pertalian keluarga dengan Pengarah lain dan atau pemegang saham terbesar syarikat : Tiada
 Sebarang percanggahan kepentingan dengan Syarikat : Beliau mewakili salah satu pemegang saham utama syarikat
 Senarai sabitan kesalahan dalam 10 tahun lalu selain daripada kesalahan trafik : Tiada

HJ. LIAS MOHD NOOR

Age : 51 years
 Nationality : Malaysian
 Appointment date : 14 January 2002
 Qualification : He is a graduate of Universiti Kebangsaan Malaysia (B.A Hons/Econ). In 1993 he attended Stanford Executive Program at Stanford University, USA and later in 2000 earned an MBA from Universiti Kebangsaan Malaysia.

Position in the Company : Non-Independent Executive Director
 Working Experience and Occupation : Assumed the position of Executive Director on 14 January 2002. He was appointed as the Acting Chief Executive Officer of Pahang State Development Corporation on 28 November 2001. Prior to being promoted as the Acting's Pahang State Development Corporation Chief Executive Officer, he was the Deputy General Manager. He also sits on the Board of Directors of several PKNP Group of Companies namely Tioman Island Resort Berhad, Astana Golf Resort Berhad and Bukit Tinggi Resort Berhad.

Securities holdings in the Company and its subsidiaries (as at 31st December 2001) : NIL
 Family relationship with any Director and/or major shareholder of the Company : NIL
 Any conflict of interest that he has with the Company : He represents one of the substantial shareholder
 List of convictions for offences within the past ten years other than traffic offences, if any : NIL

EN KAMARUDIN ABDULL RANI

Umur : 48 tahun
 Kewarganegaraan : Malaysia
 Tarikh Perlantikan : 14 Mei 2002
 Kelayakan : Graduan London School of Accountancy, South West London College dimana dia mendapat pengiktirafan perakaunan professional daripada Association of Chartered Certified Accountants (UK). Sebelum itu beliau memperoleh Diploma di dalam Perakaunan daripada Universiti Teknologi MARA. Beliau adalah ahli kepada Malaysian Institute of Accountants.

Pengalaman dan Jawatan : Beliau berkhidmat di beberapa buah syarikat yang antara lain sebagai Ketua Audit Dalaman, Pengawal Kewangan Kumpulan dan Ahi Kumpulan Pengurusan Kanan. Selepas itu beliau menubuhkan syarikat sendiri Multimedia Systems & Strategy Sdn Bhd dan Ikhlastech (M) Sdn Bhd dimana syarikat beliau menawarkan khidmat nasihat perniagaan dan kewangan. Beliau adalah ahli kepada Jawatankuasa Audit FEHB.

Pegangan saham dalam Syarikat dan anak syarikat (pada 31hb Disember 2001) : Tiada
 Pertalian keluarga dengan Pengarah lain dan atau pemegang saham terbesar syarikat : Tiada
 Sebarang percanggahan kepentingan dengan Syarikat : Tiada
 Senarai sabitan kesalahan dalam 10 tahun lalu selain daripada kesalahan trafik : Tiada

NOTIS MESYUARAT AGUNG TAHUNAN

TERTAKLUK KEPADA PERENGGAN 8.28 (2) PENETAPAN PENYENARAIAAN BSKL

**STATEMENT ACCOMPANYING NOTICE OF
ANNUAL GENERAL MEETING OF THE COMPANY**

PURSUANT TO PARAGRAPH 8.28 (2) OF THE LISTING REQUIREMENTS OF THE KLSE

EN KAMARUDIN ABDULL RANI

Age	: 48 years
Nationality	: Malaysian
Appointment date	: 14 May 2002
Qualification	: He is a graduate of Southwest London College/School of Accountancy where he obtained his professional accounting qualification from Association of Chartered Certified Accountants (UK). Prior to that he obtained a Diploma in Accountancy from University Technology MARA. He is a member of Malaysian Institute of Accountants.
Working Experience and Occupation	: He was with a few private limited companies as it Head of Internal Audit, Group Financial Controller and a Member of Senior Management Team. Currently he is managing his own companies. Through his companies, Multimedia Systems & Strategy Sdn Bhd and Ikhlastech (M) Sdn Bhd he provides business and financial advisory services that focus on organization's topline and wealth creation through innovative business strategies. He is a member of FEHB Audit Committee.
Securities holdings in the Company ad its subsidiaries (as at 31st December 2001)	: NIL
Family relationship with any Director and/or major shareholder of the Company	: NIL
Any conflict of interest that he has with the Company	: NIL
List of convictions for offences within the past ten years other than traffic offences, if any	: NIL

**LEMBAGA PENGARAH
BOARD OF DIRECTORS**

Dato' Mohd Ghazali bin Mohd Khalid
(Pengerusi/*Chairman*)

Haji Lias Mohd Noor
(Pegarah Eksekutif/*Executive Director*)

Tan Sri Dato' Dr Mohd Rashdan bin Baba
(Pegarah/*Director*)

Dato' Ghazali bin Mohd Ali
(Pegarah/*Director*)

Dato' Abd Rahim bin Mohamad
(Pegarah/*Director*)

En John Chia Sin Tet
(Pegarah/*Director*)

En Kamarudin bin Abdull Rani
(Pegarah/*Director*)

**SETIAUSAHA
SECRETARY**

En Mohd Lizah bin Hashim,LS00177

**ALAMAT BERDAFTAR
REGISTERED ADDRESS**

Suite5,Tingkat 8
Peti Surat 35,Kompleks Teruntum
Jalan Mahkota,25000 Kuantan
Pahang Darul Makmur
Tel: 09-5141936/948/339
Fax: 09-5136211
Home-page:www.fehb.com.my
e-mail Address:fareh@po.jaring.my
SIRIM QAS ISO 9002 Certificate Registration:AR1789

**JURUBANK UTAMA
MAJOR BANKERS**

Standard & Chartered Bank Berhad
1&3 Jalan Haji Abdul Aziz
25000 Kuantan
Pahang Darul Makmur

Bank Bumiputra Commerce (Malaysia)Berhad
67-69 Jalan Telok Sisek 25000 Kuantan
Pahang Darul Makmur

Bank Islam (Malaysia) Berhad
Lot 145, Jalan Telok Sisek
P.O Box 396
25740 Kuantan
Pahang Darul Makmur

**JURUAUDIT
AUDITOR**

Hanafiah Raslan & Mohamad (HRM)

**KONSULTAN CUKAI
TAX CONSULTANT**

PriceWaterhouse Coopers

**SYARIKAT - SYARIKAT ANAK
SUBSIDIARIES COMPANIES**

B.S Oil Palm Plantations Sdn Bhd

Dawn Oil Palm Plantations Sdn Bhd

Kg Aur Oil Palm Co. (Sdn) Bhd

Madah Perkasa Sdn Bhd

**SYARIKAT SEKUTU
ASSOCIATED COMPANIES**

Kilang Kosfarm Sdn Bhd

Prosper Palm Oil Mill Sdn Bhd

Business and Budget Hotel (Kuantan) Sdn Bhd

**SYARIKAT BERKAITAN
RELATED COMPANY**

Prosper Trading Sdn Bhd

**PENYENARAIAAN
LISTING**

Main Board - Kuala Lumpur Stock Exchange (KLSE)

**PENDAFTAR SAHAM
SHARE REGISTRAR**

Malaysian Share Registration Services Sdn Bhd
Tingkat 7,Exchange Square
Bukit Kewangan
50200 Kuala Lumpur
P.O. Box 13274
50752 Kuala Lumpur
Tel: 03-20268099
Fax: 03-20263736
Web-site:www.klse.com.my

LEMBAGA PENGARAH
BOARD OF DIRECTORS



Dato' Mohd Ghazali bin Mohd Khalid
Pengerusi/Chairman

*Pengarah Bebas Bukan Eksekutif /
Non Independent Non Executive Director*



Haji Lias Mohd Noor
Pengarah Eksekutif/Executive Director

*Pengarah Bebas Bukan Eksekutif /
Non Independent Executive Director*



Tan Sri Dato' Dr Mohd Rashdan bin Baba

*Pengarah Bebas Bukan Eksekutif /
Independent Non Executive Director*



Dato' Ghazali bin Mohd Ali
*Pengarah Bebas Bukan Eksekutif /
Independent Non Executive Director*



Dato' Abd Rahim bin Mohamad
*Pengarah Bukan Bebas Bukan
Eksekutif / Non Independent Non
Executive Director*



En John Chia Sin Tet
*Pengarah Bebas Bukan Eksekutif /
Independent Non Executive Director*



En Kamarudin bin Abdull Rani
*Pengarah Bebas Bukan Eksekutif /
Independent Non Executive Director*

PROFIL LEMBAGA PENGARAH
PROFILE OF THE DIRECTORS

YH DATO' MOHD. GHAZALI BIN MOHD. KHALID

Umur	:	55 tahun
Kewarganegaraan	:	Malaysia
Tarikh Perlantikan	:	28 September 1994
Kelayakan	:	Diploma Lanjutan dalam bidang Pengurusan Perniagaan dari Ateneo School of Business, Filipina pada tahun 1968.
Pengalaman dan Jawatan	:	Beliau memulakan kerjayanya sebagai Pegawai Kanan di dalam Polis Di Raja Malaysia dari 1970 hingga 1983 dan kemudian menyertai General Corporation Berhad sebagai Eksekutif Khas kepada Pengarah Urusan. Beliau telah dilantik sebagai Pengarah Eksekutif TDM Berhad (1986-1988) dan Aokam Perdana Berhad (1988-1992). Sekarang beliau merupakan Pengerusi Eksekutif dan Ketua Pegawai Eksekutif Mentiga Corporation Berhad dan Malaysian General Investment Corporation Berhad (MGICB). Beliau juga menganggotai Lembaga Pengarah Golden Frontier Berhad, LB Aluminium Berhad, Super Enterprise Holdings Berhad, Pasdec Holdings Berhad, Bukit Tinggi Resort Berhad dan Fullmark Manufacturing Berhad.
Senarai sabitan kesalahan dalam 10 tahun lalu selain daripada kesalahan trafik	:	Tiada
Pertalian keluarga dengan Pengarah lain dan atau pemegang saham terbesar syarikat	:	Tiada

Age	:	55 years
Nationality	:	Malaysian
Appointment date	:	28 September 1994
Qualification	:	Advanced Diploma In Business Management from Ateneo School of Business, Philipines in 1968.
Working Experience and Occupation	:	Started his career as Senior Officer in the Royal Malaysian Police since 1970 until 1983 and later joined General Corporation Berhad as the Special Executive Assistant to the Managing Director. He was appointed the Executive Director of TDM Berhad (1986-1988) and Aokam Perdana Berhad (1988-1992). Currently, he is the Executive Chairman and Chief Executive Officer of Mentiga Corporation Berhad and Malaysian General Investment Corporation Berhad (MGICB). He also sits in the Board of Directors of Golden Frontier Berhad & LB Aluminium Berhad, Super Enterprise Holdings Berhad, Pasdec Holdings Berhad, Bukit Tinggi Resort Berhad, Fullmark Manufacturing Berhad.
List of convictions for offences within the past ten years other than traffic offences, if any	:	NIL
Family relationship with any Director and/or major shareholder of the Company	:	NIL

HJ. LIAS MOHD NOOR

Umur	: 51 tahun
Kewarganegaraan	: Malaysia
Tarikh Perlantikan	: 14 Januari 2002
Kelayakan	: Beliau merupakan graduan dari Universiti Kebangsaan Malaysia (B.A Hons/Econ). Pada tahun 1993 beliau pernah menyertai Stanford Executive Program di Stanford University, Amerika Syarikat dan memperolehi Ijazah Sarjana Pengurusan Perniagaan pada tahun 2000 dari Universiti Kebangsaan Malaysia.
Pengalaman dan Jawatan	: Menyandang jawatan Pengarah Eksekutif pada 14 Januari 2002. Beliau telah dilantik sebagai Pemangku Ketua Eksekutif Perbadanan Kemajuan Negeri Pahang ("PKNP") pada 28 November 2001. Sebelum beliau memegang jawatan Pemangku Ketua Eksekutif, Beliau adalah Timbalan Pengurus Besar PKNP. Beliau juga menganggotai beberapa syarikat Kumpulan PKNP seperti Tioman Island Berhad, Astana Golf Resort Berhad dan Bukit Tinggi Resort Berhad. Beliau mempengerusi Jawatankuasa ESOS FEHB.
Senarai sabitan kesalahan dalam 10 tahun lalu selain daripada kesalahan trafik	: Tiada
Pertalian keluarga dengan Pengarah lain dan atau pemegang saham terbesar syarikat	: Tiada

Age	: 51 years
Nationality	: Malaysian
Appointment date	: 14 January 2002
Qualification	: He is a graduate of Universiti Kebangsaan Malaysia (B.A Hons/Econ). In 1993 he attended Stanford Executive Program at Stanford University, USA and later in 2000 earned an MBA from Universiti Kebangsaan Malaysia.

Working Experience and Occupation	: Assumed the position of Executive Director on 14 January 2002. He was appointed as the Acting Chief Executive Officer of Pahang State Development Corporation on 28 November 2001. Prior to being promoted as the Acting's Pahang State Development Corporation Chief Executive Officer, he was the Deputy General Manager. He also sits on the Board of Directors of several PKNP Group of Companies namely Tioman Island Resort Berhad, Astana Golf Resort Berhad and Bukit Tinggi Resort Berhad.
-----------------------------------	---

List of convictions for offences within the past ten years other than traffic offences, if any	: NIL
Family relationship with any Director and/or major shareholder of the Company	: NIL

YBHG. TAN SRI DATO' DR. MOHD RASHDAN BIN HJ. BABA

Umur	:	67 tahun	
Kewarganegaraan	:	Malaysia	
Tarikh Perlantikan	:	1 Ogos 1990	
Kewarganegaraan	:	Malaysia	
Kelayakan	:	Graduan Bachelor of Science dari University of Reading dan PhD dari University of Leeds, United Kingdom.	
Pengalaman dan Jawatan	:	Kerjaya cemerlangnya termasuk Naib Canselor pertama Universiti Kebangsaan Malaysia dan Universiti Putra Malaysia beserta Pengerusi Eksekutif Kumpulan Guthrie dan Telekom Malaysia Berhad. Beliau juga Ahli Lembaga Pengarah Arab Malaysian Corporation Berhad, Arab Malaysian Merchant Bank Berhad, Arab Malaysian Finance Berhad, Computer System Advisers (M) Bhd, Unisem(M) Bhd, Arab Malaysian Bank Berhad dan AMMB Holdings Berhad. Di FEHB beliau mempengerusikan Jawatankuasa Audit dan Jawatankuasa Nomination.	
Senarai sabitan kesalahan dalam 10 tahun lalu selain daripada kesalahan trafik	:		Tiada
Pertalian keluarga dengan Pengarah lain dan atau pemegang saham terbesar syarikat	:		Tiada

Age	:	67 years	
Nationality	:	Malaysian	
Appointment date	:	1 August 1990	
Qualification	:	Graduated with B.Sc. from University of Reading, United Kingdom and PhD from University of Leeds, United Kingdom	
Working Experience and Occupation	:	He was the founding Vice-Chancellor National University of Malaysia (UKM), founding Vice-Chancellor University of Agriculture, Malaysia, Executive Chairman of Kumpulan Guthrie Berhad and Executive Chairman of Telekom Malaysia Berhad.	
Other directorship of public companies	:	Arab Malaysian Corporation Berhad, AMMB Holdings Berhad, Arab Malaysian Finance Berhad, Computer Advisers (M) Berhad, Unisem (M) Berhad, Arab Malaysian Merchant Bank Berhad, Arab Malaysian Bank Berhad	
Family relationship with any Director and/or major shareholder of the Company	:		NIL
List of convictions for offences within the past ten years other than traffic offences, if any	:		NIL

YH DATO' ABDUL RAHIM MOHAMAD

Umur	: 53 tahun
Kewarganegaraan	: Malaysia
Tarikh Perlantikan	: 28 September 1994
Kelayakan	: Selepas menamatkan pengajian dari Universiti Malaya dengan Ijazah B.A (Kepujian), beliau melanjutkan pengajian di Manchester dalam bidang ekonomi dan seterusnya mendapat MBA dalam bidang Kewangan dari Morehead State University, Kentucky. Beliau juga pernah mengikuti kursus di Wharton's Advance Management for Oversea Bankers.
Pengalaman dan Jawatan	: Beliau mempunyai pengalaman yang luas dalam perkhidmatan kerajaan. Sebagai seorang pegawai Perkhidmatan Tadbir dan Diplomatik dan menyandang beberapa jawatan di Jabatan Perdana Menteri, Kementerian Perusahaan Awam, Kementerian Kebudayaan, Belia dan Sukan dan Kementerian Kewangan. Pada tahun 1984 meninggalkan perkhidmatan kerajaan dan pernah berkhidmat di Amanah Merchant Bank Berhad, Kumpulan Syarikat Shahpadu dan Maju Holdings. Kini beliau adalah Pengerusi Eksekutif Zil Corporation Sdn Bhd dan menganggotai Pasdec Holdings Berhad sebagai Lembaga pengarah. Beliau juga menganggotai Jawatankuasa Audit dan Jawatankuasa ESOS FEHB.

Senarai sabitan kesalahan dalam 10 tahun lalu selain daripada kesalahan trafik : Tiada

Pertalian keluarga dengan Pengarah lain dan atau pemegang saham terbesar syarikat : Tiada

Age	: 53 years
Nationality	: Malaysian
Appointment date	: 28 September 1994
Qualification	: Graduated from Universiti Malaya with a B.A (Hons), he went on to advanced studies in Economics at Manchester, and later earned an MBA in Finance from Morehead State University, Kentucky. He later attended Wharton's Advance Management for Overseas Bankers.

Working Experience and Occupation	: He has extensive experience in various government ministries. As an Administrative and Diplomatic Service Officer, he served in various capacities in the Prime Minister's department, the Ministry of Primary Industries, Culture, Youth & Sport and the Ministry of Finance. He left the public sector in 1984 to join Amanah Merchant Bank Berhad. He also served in the Shahpadu Group of Companies and Maju Holdings. Currently he is the Executive Chairman of Zil Corporation Sdn Bhd and a board member of Pasdec Holdings Berhad. He is also a member of FEHB's Audit Committee and ESOS Committee.
-----------------------------------	--

Family relationship with any Director and/or major shareholder of the Company : NIL

List of convictions for offences within the past ten years other than traffic offences, if any : NIL

YH DATO' GHAZALI BIN MOHD ALI

Umur	: 54 tahun
Kewarganegaraan	: Malaysia
Tarikh Perlantikan	: 28 September 1994
Kelayakan	: Seorang Perancang Bandar yang bertauliah, merupakan rakan kongsi dan Pengarah Arkitek MAA Sdn. Bhd. Beliau telah memperolehi Diploma Bersekutu dalam Perancangan Bandar dan Kawasan dari Western Australia Institute of Technology, Australia dalam tahun 1970.
Pengalaman dan Jawatan	: Beliau memulakan kerjayanya dengan Perbadanan Pembangunan Bandar dari 1972 hingga 1984 sebagai Timbalan Ketua Pengarah. Beliau telah dilantik sebagai Pengurus Besar (Hartanah) Island & Peninsular Berhad pada tahun 1987 dan Pengarah SCB Development Berhad, sebuah syarikat hartanah Boustead Holdings Berhad. Beliau juga merupakan Ahli Lembaga Pengarah Pasdec Holdings Berhad dan beberapa syarikat lain di bawah Kumpulan Boustead. Di FEHB, beliau juga menganggotai Jawatankuasa Nomination dan pengerusi Jawatankuasa Renumeration.
Senarai sabitan kesalahan dalam 10 tahun lalu selain daripada kesalahan trafik	: Tiada
Pertalian keluarga dengan Pengarah lain dan atau pemegang saham terbesar syarikat	: Tiada

Age	: 54 years
Nationality	: Malaysian
Appointment date	: 28 September 1994
Qualification	: A qualified Town Planner by profession is a partner and Director of Arkitek MAA Sdn Bhd. He is an Associate Diploma Holder in Town and Area Planning from Western Australia Institute of Technology, Perth Australia in 1970.

Working Experience and Occupation : He started his career with Perbadanan Pembangunan Bandar since 1972 until 1984 as the Deputy Director General. He has served as the General Manager (Property) of Island & Peninsular Berhad in 1987 and also the Managing Director of SCB Development Berhad, the property arm of Boustead Holdings Berhad Groups of Companies. He also holds directorship in Pasdec Holdings Berhad and several other companies within the Boustead Group. He is a member of Far East Holdings Berhad's Nomination Committee and Chairman of Remuneration Committee.

Family relationship with any Director and/or major shareholder of the Company	: NIL
List of convictions for offences within the past ten years other than traffic offences, if any	: NIL

ENCIK JOHN CHIA SIN TET

Umur	: 53 tahun
Kewarganegaraan	: Malaysia
Tarikh Perlantikan	: 1 Ogos 1990
Kelayakan	: Memperolehi Ijazah Undang-undang dari Lincoln's Inn.
Pengalaman dan Jawatan	: Beliau pernah menjadi Pengarah Menang Corp (M) Berhad, Mycom Berhad dan Gadek (M) Bhd dan kini menjadi Ahli Lembaga Pengarah beberapa syarikat sendiri berhad. Beliau juga merupakan Pengerusi/Pengarah Urusan UNISEM (M) Berhad. Di FEHB, beliau menganggotai Jawatankuasa Audit dan Jawatankuasa Nomination.
Senarai sabitan kesalahan dalam 10 tahun lalu selain daripada kesalahan trafik	: Tiada
Pertalian keluarga dengan Pengarah lain dan atau pemegang saham terbesar syarikat	: Tiada

Age	: 53 years
Nationality	: Malaysian
Appointment date	: 1 August 1990
Qualification	: Barrister-at-Law from Lincoln's Inn.
Position in the Company	: Independent Non Executive Director

Working Experience and Occupation : He is a Director of Menang Corp (M) Berhad, Mycom Berhad and Gadek (M) Bhd and also sits as a Board of Director of a few limited companies. He also a Chairman/Managing Director of UNISEM (M) Berhad and a member of Audit Committee and Nomination Committee in FEHB.

Other directorship of public companies	: Unisem (M) Berhad
Family relationship with any Director and/or major shareholder of the Company	: NIL
List of convictions for offences within the past ten years other than traffic offences, if any	: NIL

YH DATO' HAMDAN BIN JAAFAR

Umur : 51 tahun
 Kewarganegaraan : Malaysia
 Tarikh Perlantikan : 28 September 1994
 Tarikh Perletakan Jawatan : 1 Januari 2002
 Kelayakan : Seorang graduan dalam bidang Ekonomi Universiti Malaya
 Pengalaman dan Jawatan : Memegang jawatan sebagai Pengarah Eksekutif pada 1 April 1995. Beliau telah dilantik sebagai Timbalan Pengurus Besar Pasdec dalam tahun 1984 dan kemudian dilantik sebagai Pengurus Besar Pasdec dalam tahun 1988. Dalam tahun 1993, beliau telah dinaikkan pangkat ke jawatan Ketua Pegawai Eksekutif PKNP.
 Senarai sabitan kesalahan dalam 10 tahun lalu selain daripada kesalahan trafik : Tiada
 Pertalian keluarga dengan Pengarah lain dan atau pemegang saham terbesar syarikat : Tiada

Age : 51 years
 Nationality : Malaysian
 Appointment date : 28 September 1994
 Resignation date : 1 January 1994
 Qualification : Economics graduate from University Malaya
 Working Experience and Occupation : He was appointed as the Deputy General Manager in 1984 and later became the General Manager of Pasdec Corporation Sdn Bhd in 1988. In 1993, he was promoted to the position of PKNP's Chief Executive Officer. Currently, he is the Executive Director of Pasdec Holdings Berhad.

Family relationship with any Director and/or major shareholder of the Company : NIL
 List of convictions for offences within the past ten years other than traffic offences, if any : NIL

EN KAMARUDIN ABDULL RANI

Umur : 48 tahun
 Kewarganegaraan : Malaysia
 Tarikh Perlantikan : 14 Mei 2002
 Kelayakan : Graduan London School of Accountancy, South West London College dimana dia mendapat pengiktirafan perakaunan professional daripada Association of Chartered Certified Accountants (UK). Sebelum itu beliau memperolehi Diploma di dalam Perakaunan daripada Universiti Teknologi MARA. Beliau adalah ahli kepada Malaysian Institute of Accountants.
 Pengalaman dan Jawatan : Beliau bersama Sistem Penerbangan Malaysia sehingga tahun 1980. Kemudian beliau berkhidmat di beberapa buah syarikat yang antara lain sebagai Ketua Audit Dalaman, Pengawal Kewangan Kumpulan dan Timbalan Pengurus Besar. Selepas itu beliau menubuhkan syarikat sendiri Multimedia Systems & Strategy Sdn Bhd dan Ikhlastech (M) Sdn Bhd dimana syarikat beliau menawarkan khidmat nasihat perniagaan dan kewangan. Beliau adalah ahli kepada Jawatankuasa Audit FEHB.
 Senarai sabitan kesalahan dalam 10 tahun lalu selain daripada kesalahan trafik : Tiada
 Pertalian keluarga dengan Pengarah lain dan atau pemegang saham terbesar syarikat : Tiada

Age : 48 years
 Nationality : Malaysian
 Appointment date : 14 May 2002
 Qualification : He is a graduate of Southwest London College/School of Accountancy where he obtained his professional accounting qualification from Association of Chartered Certified Accountants (UK). Prior to that he obtained a Diploma in Accountancy from University Technology MARA. He is a member of Malaysian Institute of Accountants.

Working Experience and Occupation : He was with Malaysian Airline System in 1980. After leaving Malaysian Airlines System in 1980, he joined a few private limited companies as it Head of Internal Audit, Group Financial Controller and Deputy General Manager. Currently he is manging his own companies. Through his companies, Multimedia Systems & Strategy Sdn Bhd and Ikhlastech (M) Sdn Bhd he provides business and financial advisory services that focus on organization's topline and wealth creation through innovative business strategies. He is a member of FEHB Audit Committee.

Family relationship with any Director and/or major shareholder of the Company : NIL
 List of convictions for offences within the past ten years other than traffic offences, if any : NIL

Bagi pihak Ahli Lembaga Pengarah Far East Holdings Berhad, saya dengan segala hormatnya membentangkan Laporan Tahunan dan Penyata Kewangan Kumpulan bagi tahun kewangan berakhir 31hb. Disember 2001.

On behalf of Far East Holdings Berhad Board of Directors, with great honor I present to you the Annual Report and the Accounts of the Group for the financial year ended 31 st December 2001.



TINJAUAN PENCAPAIAN PERNIAGAAN

Tahun 2001 memaparkan suatu perkembangan yang amat menggalakkan dalam pengeluaran kelapa sawit syarikat apabila mencapai tahap pengeluaran buah tandan segar (BTS) tertinggi pernah dicatatkan. Pengeluaran BTS meningkat sebanyak 12.4% apabila Kumpulan menghasilkan pengeluaran sejumlah 289,285 metrik tan BTS berbanding dengan pengeluaran sebanyak 257,326 metrik tan bagi tahun 2000. Lanjutan dari itu, pengeluaran BTS sehektar meningkat dari 20.02 metrik tan sehektar bagi tahun 2000 kepada 24.00 tan sehektar untuk tahun dalam kajian. Hasil yang memberangsangkan ini tercapai walaupun kawasan matang Kumpulan telah mengecil sebanyak 6% disebabkan oleh aktiviti-aktiviti penanaman semula.

Prestasi Kumpulan tetap kukuh walaupun purata harga minyak sawit mentah (MSM) dicatatkan lebih rendah apabila menurun sebanyak 10.3% dari RM999 per metrik tan pada tahun 2000 kepada RM896 per metrik tan pada tahun dalam kajian. Purata harga minyak isirong sawit mentah (MISM) juga tidak memberi prestasi yang menggalakkan apabila menguncup sebanyak 35% dari RM687 per metrik tan pada tahun 2000 kepada RM446 per metrik tan pada tahun dalam kajian. Walau bagaimanapun, petunjuk-petunjuk yang tidak menggalakkan ini tidak mematahkan semangat Syarikat untuk terus mencatatkan keuntungan sebelum cukai sebanyak RM15.27 juta. Ini merupakan peningkatan sebanyak 12% dari keuntungan tahun 2000 berjumlah RM13.62 juta.

Aset ketara bersih Kumpulan pada 31 Disember 2001 adalah RM5.52 sesaham berbanding dengan RM5.89 sesaham pada tahun 2000. Aset ketara bersih yang direkodkan adalah rendah sedikit berbanding berbanding dengan tahun sebelumnya adalah disebabkan oleh meningkatnya modal saham dari 56,000,000 unit saham kepada 61,600,000 saham lanjutan dari persetujuan pemegang saham untuk mengeluarkan terbitan saham bonus berjumlah 5,600,000 saham biasa baru pada harga RM1.00 setiap unit kepada semua pemegang saham Syarikat pada dasar satu saham biasa bagi setiap sepuluh saham yang sedia ada. Terbitan bonus ini telah dikeluarkan pada 8hb. Ogos 2001.


REVIEW OF BUSINESS RESULTS

The year 2001 saw an encouraging development in the company's oil palm production highlighted by the highest level in fresh fruit bunches (FFB) production ever recorded. FFB production increased by 12.4% when the Group recorded a total tonnage of 289,285 metric tonnes of FFB compared to 257,326 metric tonnes during the year 2000. As a result, FFB yield per hectare increased from 20.02 metric tonnes per hectare in the year 2000 to 24.00 metric tonnes per hectare during the year in review. These commendable results were achieved despite of the fact that the Group's matured area has shrunk by about 6% due to replanting activities.

The Group performance remained strong despite lower price recorded with the average crude palm oil (CPO) price slided by 10.3% from RM999 per metric tonne in the year 2000 to RM896 per metric tonne during the year in review. The average price of crude palm kernel oil (CPKO) did not fare any better when it too showed a considerable decline of 35% from RM687 per metric tonne in the year 2000 to RM446 per metric tonne during the year in review. However, these adverse indicators did not deter the Company from charting another year of profitability by recording a pre tax profit of RM15.27 million. This represent an increase of 12% from the year 2000 profit of RM13.62 million.

The Group net tangible asset as at 31 December 2001 was RM5.52 per share as compared to RM5.89 per share in the year 2000. The slight decrease in net tangible asset recorded during the year is mainly due to the increase in the share capital from 56,000,000 unit shares to 61,600,000 share following the shareholders approval of the bonus issue of 5,600,000 new ordinary shares of RM1 each to the shareholders of the Company on the basis of one new ordinary share for every ten existing shares. This bonus issue was subsequently issued on 8th August 2001.

It is important to note that although average prices of CPO and CPKO dropped to a five-year low, the Group's capability to reduce the overall operating cost and expenses and thus sustained its relative strong position reflected the Group's overall strength and competitiveness. The Group managed to reduce its overall cost per CPO



Perlu saya maklumkan disini bahawa walaupun purata harga MSM dan MISM berada ditahap paling rendah disepanjang lima tahun, keupayaan Kumpulan untuk mengurangkan kos dan perbelanjaan operasi keseluruhan dan seterusnya mengekalkan kedudukan yang secara relatifnya masih kukuh dan berdaya saing. Kumpulan telah berjaya untuk mengurangkan kos keseluruhan per MSM metrik tan sebanyak 17.3% dari RM833.54 per metrik tan MSM pada tahun 2000 kepada RM689.51 per metrik tan pada tahun dalam kajian. Faktor-faktor utama yang telah menyumbang terhadap prestasi mantap Kumpulan ialah antara lainnya:

- i) hasil pengeluaran BTS yang tinggi bagi tahun dalam kajian.
- ii) peningkatan proses berterusan melalui program-program yang melibatkan aktiviti-aktiviti pembajaan, penyenggaraan ladang, penuaian dan pengangkutan.

PROSPEK PERNIAGAAN

Tahun 2002 dijangka akan bermula dengan agak perlahan tetapi industri kelapa sawit meramalkan suasana yang lebih cerah di penghujung tahun. Terdapat petunjuk yang kukuh bahawa harga purata MSM tahun ini akan bertambah baik berbanding dengan purata harga MSM tahun lepas pada tahap RM896 per metrik tan. Oleh itu, kami amat optimistik bahawa Kumpulan ini akan dapat memberikan hasil yang baik pada tahun 2002. Tambahan lagi, usaha yang dimulakan pada tahun 2001 supaya penggunaan sumber-sumber dapat dioptimumkan melalui pendekatan "Total Quality Organisation" akan diteruskan dengan memberi fokus terhadap strategi-strategi penjimatan kos, menerima-pakai amalan-amalan terbaik perladangan dan memperkayakan kekuatan, kebolehan dan kepakaran sumber manusia agar Kumpulan ini akan dapat membina jalan ke arah kejayaan dan kecemerlangan yang lebih gemilang.

PERISTIWA-PERISTIWA PENTING DALAM PERKEMBANGAN KORPORAT

- (a) Pada 8 Januari, 2001, sebuah subsidiari Syarikat, PT Berkat Sawit Sejati telah memperolehi Hak Guna Usaha berjumlah 11,564.5 hektar tanah selama

metric tonne by 17.3% from RM833.54 per metric CPO in the year 2000 to RM689.51 per metric tonne CPO during the year in review. The major contributing factor behind the Group's relatively strong performance is contributed by:

- i) higher fresh fruit bunches (FFB) production for the period under review.
- ii) continuous process improvements via programs which involve changes in key processes of manuring, upkeep, harvesting and transport activities.

BUSINESS PROSPECTS

The year 2002 may start sluggishly but the industry is forecasting a brighter outlook towards end of the year. There are strong indications that the average CPO prices may improve from last year's average CPO price of RM896. Hence, we are optimistic that the Group could produce another strong result in the year 2002. As a matter of fact, taking from last year's efforts of optimising resources by adopting the Total Quality Organisation approach, the Company will continue to focus on cost improvement strategies, adopting best practices in plantation and enhancing the strength, capabilities and skills of its people the Group will continue to pave new horizons of success and excellence.

SIGNIFICANT EVENTS ON CORPORATE DEVELOPMENT

- a) On 8 January, 2001, a subsidiary of the Company, PT Berkat Sawit Sejati obtained Certificate of Landright (Hak Guna Usaha) totaling 11,564.50 hectares of land for 30 years in south Sumatera, Indonesia from the National Land Board (Badan Pertanahan Nasional).



30 tahun di Sumatera Selatan, Indonesia daripada Badan Pertanahan Nasional.

- (b) Pada Mesyuarat Agung Luarbiasa yang diadakan pada 25 Jun, 2001, para pemegang saham Syarikat telah menolak cadangan novasi dengan pemegang saham korporatnya, Perbadanan Kemajuan Negeri Pahang (PKNP), dan PT Berkat Sawit Sentosa untuk pengambilalihan 70% ekuiti dalam PT Berkat Sawit Sejati, sebuah syarikat usahasama persendirian liabiliti terhad yang diperbadankan di Indonesia.

Pada 26 Julai, 2001, syarikat telah menghantar Notis Pembatalan terhadap cadangan novasi tersebut kepada PKNP dan PT Berkat Sawit Sentosa.

Pada 30 Ogos, 2001, Syarikat telah menghantar Surat Permintaan kepada PKNP dan PT Berkat Sawit Sentosa untuk membuat pembayaran balik bagi jumlah terhutang kepada Syarikat dalam masa 14 hari dari tarikh surat Permintaan tersebut.

- (c) Jumlah terhutang oleh PKNP dan Pascorp Holdings Sdn. Bhd., sebuah subsidiari milik penuh PKNP, masih belum dibayar balik sepenuhnya mengikut 'Deed of Settlement' bertarikh 18 Oktober, 2000. Pada 9 November, 2001, Syarikat melalui peguamnya telah mengfailkan Writ Saman berserta dengan Penyata Tuntutan di Mahkamah Tinggi Malaya, Kuantan untuk membuat tuntutan berikut:

- i) Hutang Pascorp Holdings Sdn. Bhd. berjumlah RM19,742,538 berserta dengan faedah pada kadar 10% setahun dikira daripada tarikh-tarikh pembayaran berkenaan, dan
- ii) Hutang PKNP berjumlah RM12,500,000 berserta dengan faedah pada kadar 10% setahun dikira daripada tarikh-tarikh pembayaran berkenaan.

- (d) Pemegang-pemegang saham syarikat telah meluluskan Skim Opsyen Saham Anggota

- b) At the Extraordinary General Meeting held on 25 June, 2001, the shareholders of the Company rejected the proposed novation with, Perbadanan Kemajuan Negeri Pahang (PKNP), a corporate shareholder of the Company and PT Berkat Sawit Sentosa in relation to the acquisition of 70% equity participation in PT Berkat Sawit Sejati, a joint venture private limited company incorporated in Indonesia.

On 26 July, 2001, the Company has sent a Notice of Termination of the proposed novation to PKNP and PT Berkat Sawit Sentosa.

On 30 August, 2001, the Company has sent a Letter of Demand to PKNP and PT Berkat Sawit Sentosa to make payment for the amount owing to the Company within 14 days of the Letter of Demand.

- c) The amount due from PKNP and Pascorp Holdings Sdn. Bhd., a wholly owned subsidiary of PKNP has not been fully repaid pursuant to the Deed of Settlement dated 18th October, 2000. On 9th November, 2001, the Company has through its lawyer filed a Writ of Summons together with a Statement of Claims in the High Court of Malaya, Kuantan to claim the followings :

- i) Pascorp Holdings Sdn. Bhd. debt amounting to RM19,742,538 together with interest at the rate of 10% per annum calculated from the various dates of payments, and
- ii) PKNP debt amounting to RM12,500,000 together with interest at the rate of 10% per annum calculated from the various dates of payments.

- d) The Company's Employee Share Option Scheme (ESOS) was approved by the shareholders at the Extraordinary General Meeting held on 29th December, 2001. Offers were made to all eligible employees of the Company on the 30th April 2002.



(Employee Share Option Scheme-ESOS) pada Mesyuarat Agung Luar Biasa yang telah diadakan pada 29hb. Disember, 2001. Tawaran telah dibuat kepada semua anggota syarikat yang layak pada 30hb. April, 2002.

PENGHARGAAN

Setelah sekian lama kami telah belajar untuk mencerna bakat-bakat baru dikalangan anggota dan kami telah belajar untuk memperkayakan potensi sumber-sumber yang ada. Melalui beberapa program-program latihan, anggota telah dapat memiliki kepakaran-kepakaran baru bagi membolehkan mereka melaksanakan fungsi dan tanggung-jawab yang berbagai. Pihak Syarikat akan terus melabur dalam pembangunan anggota bersandarkan falsafah kami bahawa anggota-anggota Syarikatlah yang akan membina perniagaan Syarikat pada hari ini dan esok.

Kepada semua Ahli Lembaga Pengarah Kumpulan, saya mengucapkan berbilang terima kasih kerana sokongan, nasihat-nasihat bernas dan pertimbangan wajar yang telah banyak memudahkan tugas saya.

Akhir sekali, saya ingin mengambil kesempatan ini untuk mengucapkan terima kasih yang tulus ikhlas kepada pengurusan dan anggota syarikat beserta pelanggan dan rakan-rakan perniagaan Kumpulan kerana telah memberikan usaha dan sumbangan yang tidak mengerti penat dan lelah dalam membentuk FEHB sebagai sebuah entiti perniagaan yang mantap dan seterusnya menjadikan tahun 2001 sebagai tahun yang memberikan kejayaan.

Dato' Mohd Ghazali bin Mohd Khalid
Pengerusi

ACKNOWLEDGEMENT AND APPRECIATION

Over the years we have learned to tap new talents among our people and we have learned to enhance the potential of our resources. Through various training programs our people has acquired new skills performing wider arrays of functions and responsibilities. The Company will continue to invest in the development of the people by virtue of our philosophy that it is the people that will build the business today and tomorrow.

To the Group's Board of Directors, I thank you for your support, wise counsel and prudent judgement which make my task seemed so much easier and simpler.

Finally, I would like to take this opportunity to express my sincere thanks to the management and staff as well as clients and business associates of the FEHB Group for their relentless efforts and tireless contribution in making FEHB into a strong business entity and made the year 2001 another successful year.

Dato' Mohd Ghazali bin Mohd Khalid
Chairman



En. Nowawi b. Abdul Rahman
Pengurus Besar / General Manager



Tuan Hj. Azman b. Taher
Ketua Divisyen, Pembangunan Sistem Organisasi / Head of Division, Organisational System Development



Puan Asmin bt. Yahya
Ketua Divisyen, Kewangan dan Teknologi Maklumat / Head of Division, Finance and Information Technology



Tuan Hj. Abdul Mutalib b. Yusof
Ketua Divisyen, Pentadbiran dan Perjawatan / Head of Division, Human Resource and Personnel

KOMPOSISI

Jawatankuasa ini dianggotai tiga orang Pengarah yang merupakan pengarah bukan eksekutif dan adalah berkecuali daripada pengurusan kanan dan eksekutif-eksekutif pengoperasian dari syarikat pegangan dan mana-mana anak syarikatnya adalah bebas dari sebarang pertalian yang mana mengikut pendapat Lembaga Pengarah boleh ditafsirkan sebagai satu konflik dari segi kepentingan. Salah seorang daripada ahli hendaklah dilantik sebagai Pengerusi Jawatankuasa oleh Lembaga Pengarah.

Pengerusi Jawatankuasa Audit

Y. Bhg. Prof. Tan Sri Dato' Dr. Mohd Rashdan b. Haji Baba

Ahli-ahli Jawatankuasa Audit

- i. Y.H Dato' Abd. Rahim b. Hj. Mohamad
- ii. Encik John Chia Sin Tet
- iii. En Kamarudin Abdull Rani

TERMA - TERMA

- (i) Jawatankuasa Audit akan diberikan kuasa untuk menyiasat sebarang aktiviti Syarikat dan syarikat-syarikat subsidiari dan kesemua kakitangan hendaklah bekerjasama di atas permintaan Jawatankuasa.
- (ii) Jawatankuasa Audit akan berkuasa mengarah sesiapa sahaja yang mempunyai kelayakan untuk membantu Jawatankuasa dalam menjalankan tanggungjawab mereka.
- (iii) Jawatankuasa Audit akan membantu Lembaga Pengarah dalam melaksanakan tanggungjawab hal ehwal kewangan yang di amanahkan, terutamanya yang berkaitan dengan etika perniagaan, polisi, pengurusan kewangan dan kawalan.
- (iv) Jawatankuasa Audit akan mewujudkan satu komunikasi terus di antara Lembaga Pengarah, Juruaudit Luaran, Juruaudit Dalaman dan pihak pengurusan kewangan melalui mesyuarat berjadual yang kerap.
- (v) Jawatankuasa Audit akan memberi penekanan lebih terhadap fungsi-fungsi audit dengan meluaskan objektiviti dan kebebasan Juruaudit Luaran dan Dalaman, dan menyediakan forum perbincangan yang bebas dari Pengurusan.

TUGAS DAN TANGGUNGJAWAB

Tugas dan tanggungjawab Jawatankuasa Audit adalah:

- (i) Memastikan polisi, prosedur dan garispanduan, kawalan operasi dan perakaunan dalaman yang diwujudkan adalah memadai dan dipatuhi, dan ianya berfungsi dengan berkesan dalam menggalakkan kecekapan dan tatakkerja yang teratur serta menjaga baik aset-aset Syarikat.
- (ii) Bertindak sebagai pihak yang bebas dan objektif dalam mengkaji maklumat kewangan Syarikat yang dibentangkan oleh Pengurusan.

- (iii) Menilai dan menyemak semula penyata kewangan tahunan dan pengumumannya untuk cadangan kelulusan Lembaga Pengarah.
- (iv) Meninjau Unit Audit Dalaman Kumpulan dengan menyemak skop dan bidang pengauditan, memantau pelaksanaan rancangan audit, mengkaji laporan serta menimbang keberkesanan tindakan yang diambil oleh pihak Pengurusan ke atas laporan-laporan audit dan pemeriksaan.
- (v) Membantu Lembaga Pengarah dalam perlantikan tahunan juruaudit luar, menyemak rancangan audit tahunan dan memberi cadangan bersabit ganjaran serta penilaian asas bayaran.
- (vi) Bertindak atas permintaan Lembaga Pengarah untuk menyiasat dan melaporkan sebarang isu atau perkara-perkara yang membimbangkan berkenaan dengan Pengurusan.
- (vii) Menimbang dan menyelidik perkara-perkara lain yang dianggap wajar yang dipersetujui oleh Jawatankuasa Audit.

MESYUARAT

Jawatankuasa mengadakan mesyuarat pada setiap suku tahunan. Walau bagaimanapun, mesyuarat tambahan boleh diadakan pada bila-bila masa atas pertimbangan Pengerusi. Kourum bagi setiap mesyuarat mesti merangkumi sekurang-kurangnya dua (2) orang ahli.

Sebagai tambahan dalam Jawatankuasa, Ketua Unit Audit Dalaman akan hadir pada mesyuarat yang diadakan. Pengurus Besar dan Pengurus Kewangan dalam Kumpulan akan hadir apabila laporan audit berkaitan dibentangkan untuk perbincangan. Kehadiran Juruaudit Luaran juga akan diminta apabila diperlukan.

Dalam jangkamasa tahun kewangan berakhir 31 Disember 2001, Jawatankuasa Audit telah mengadakan empat (4) mesyuarat bertarikh pada :

Tarikh :

26 Februari 2001	11 Oktober 2001
24 Ogos 2001	22 November 2001

Kehadiran	Bilangan Mesyuarat	Kehadiran Mesyuarat Oleh Lembaga Pengarah
Y. Bhg. Prof. Tan Sri Dato' Dr. Mohd Rashdan b. Haji Baba	4	3
Y.H Dato' Abdul Rahim b. Hj. Mohamad	4	3
En. John Chia Sin Tet	4	4
En Kamarudin bin Abdull Rani	-	-

**RINGKASAN AKTIVITI-AKTIVITI
JAWATANKUASA AUDIT**

Dalam jangkamasa tahun ini Jawatankuasa Audit telah menyemak rancangan audit tahunan dan laporan-laporan audit yang disediakan oleh Juruaudit Dalaman. Jawatankuasa juga telah menilai keberkesanan tindakan yang diambil oleh pihak Pengurusan dalam menyelesaikan isu-isu audit yang dilaporkan termasuk melaksanakan langkah-langkah peningkatan yang dicadangkan.

Pada setiap suku tahunan dan akhir tahun kewangan Jawatankuasa telah menyemak penyata kewangan yang disediakan oleh Pengurusan untuk kelulusan Lembaga Pengarah dan pengumumannya. Segala isu-isu penting terhasil dari pengauditan terhadap penyata kewangan yang dilaksanakan oleh Juruaudit Luaran adalah diberi perhatian oleh Jawatankuasa.

Jawatankuasa, pada akhir setiap mesyuarat, telah mencadangkan kepada pihak Pengurusan memperbaiki kawalan dalaman, prosidur-prosidur dan sistem-sistem dalam Syarikat, di mana perlu dan berkenaan.

**RINGKASAN AKTIVITI-AKTIVITI
UNIT AUDIT DALAMAN**

Unit Audit Dalaman adalah bertanggungjawab dalam menjalankan penilaian bebas terhadap kecukupan, kecekapan dan keberkesanan sistem kawalan dalaman di dalam menghadapi kemungkinan risiko-risiko yang terdedah kepada proses-proses perjalanan perniagaan.

Sepanjang masa tahun kewangan, kerja-kerja pengauditan, iaitu audit pematuhan dan audit operasi, penyiasatan dan tindakan susulan, kesemuanya telah dilaksanakan terhadap syarikat dan syarikat subsidiari. Bidang pengauditan, termasuk inventori, pengurusan aset, belian, pengurusan tunai, operasi dan pengurusan sumber manusia. Segalanya telah diselenggarakan selaras dengan rancangan audit tahunan atau sebagai pengauditan khas tidak dirancang atas permintaan pihak Pengurusan.

Pihak Pengurusan bertanggungjawab untuk memastikan tindakan-tindakan pembetulan ke atas kelemahan-kelemahan yang dilaporkan dilaksanakan di dalam jangkamasa yang ditetapkan. Pihak Pengurusan juga bertanggungjawab dalam memastikan adanya laporan bertulis atas tindakan yang dirancang atau telah dikemaskinikan dihantar kepada Pengurusan dan Ketua Unit Audit Dalaman.

COMPOSITION

The committee made up three Directors who are non-executive and are independent from the senior management and operating executives of the holding company and any of its subsidiary companies and free from any relationship which might in the opinion of The Board of Directors be construed as conflict of interest. One of the members shall be appointed Chairperson of the committee by The Board of Directors.

Chairman of Audit Committee

Y.Bhg. Prof. Tan Sri Dato' Dr. Mohd Rashdan b. Haji Baba

Members of Audit Committee

- i. Y.H Dato' Abd. Rahim b. Hj. Mohamad
- ii. Mr. John Chia Sin Tet
- iii. En Kamarudin Abdull Rani

TERMS OF REFERENCE

- i) The Audit Committee shall be granted the authority to investigate any activity of the Company and its subsidiaries and all employees shall be directed to cooperate as requested by members of the Committee.
- ii) The Audit Committee shall be empowered to retain persons having special competence as necessary to assist the Committee in fulfilling its responsibilities.
- iii) The Audit Committee shall provide assistance to the Board in fulfilling its fiduciary responsibilities particularly relating to business ethics, policies, financial management and control.
- iv) The Audit Committee, through regularly scheduled meetings, shall maintain a direct line of communication between Board, External Auditors, Internal Auditors and Financial Management.
- v) The Audit Committee shall provide greater emphasis on the audit functions by increasing the objectivity and independence of External and Internal Auditors and providing a forum for discussion that is independent of the Management.

DUTIES & RESPONSIBILITIES

The duties and responsibilities of the Audit Committee are:

- i) To determine that established policies, procedures and guidelines, operating and internal accounting controls, are adequate and being complied with and are functioning effectively in promoting efficiency and proper conduct and safeguarding the assets of the Company.
- ii) To act as an independent and objective party in reviewing the financial information of the Company presented by the Management.
- iii) To review and evaluate the annual financial statements and announcements for recommendations to the Board for approval.

- iv) To observe the Group Internal Audit Unit by reviewing its scope and area of audit, monitoring the execution of the plan, reviewing the reports and consider adequacy of Management's actions taken on audit and inspection reports.
- v) To assist the Board on the annual appointment of External Auditors, review of the annual audit plan and make recommendation concerning their remuneration and evaluate the basis of billings.
- vi) To act upon the Board's request to investigate and report on issues or concerns with regard to the Management.
- vii) To consider and examine such other matters as the Committee consider appropriate and beneficial.

MEETINGS

The Committee meets every quarter, although additional meetings may be called at any time at the Chairman's discretion. The quorum for each meeting shall have minimum of two (2) members.

In addition to the Committee members, the Head of Internal Audit will be in attendance at the meetings. The General Manager and Finance Manager will attend when audit reports are tabled for discussion. The presence of External Auditors will be requested when required.

During the financial year, the Committee had held four (4) meetings :

Date :

26 February 2001	11 October 2001
24 August 2001	22 November 2001

Attendance	Total Number of Meetings	Meetings Attended By Directors
Y. Bhg. Prof. Tan Sri Dato' Dr. Mohd Rashdan b. Haji Baba	4	3
Y.H Dato' Abdul Rahim b. Hj. Mohamad	4	3
Mr. John Chia Sin Tet	4	4
En Kamarudin bin Abdull Rani	-	-

SUMMARY OF ACTIVITIES OF THE AUDIT COMMITTEE

During the year, the Audit Committee reviewed and appraised the annual audit plan and audit reports prepared by the Internal Auditors. The Committee also appraised the adequacy of actions taken by the Management in resolving the reported audit issues and in implementing suggested improvement measures.

On quarterly basis and financial year end the Committee reviewed the financial statements prepared by the Management for proper approval by the Board on its announcements. Any significant issues resulting from the audit of the financial statements by the External Auditors were noted by the Committee.

The Committee, at the conclusion of each meeting, recommended the Management to improve on internal controls, procedures and systems of the Company, where deemed appropriate.

SUMMARY OF ACTIVITIES OF THE INTERNAL AUDIT UNIT

The Internal Audit Unit is responsible in providing independent assessments for adequate, efficient and effective internal control systems in anticipating potential risks exposures over key business processes within the Group.

Throughout the financial year, audit assignments, namely compliance and operational audits, investigation and follow-up were carried out on subsidiaries. Areas audited included inventory, assets management, purchasing, operations, cash management and human resource management. These were carried out in accordance with the annual audit plan or as special ad-hoc audit at Management's request. The resulting reports of the audits undertaken were presented to the Audit Committee and forwarded to the Management concerned for attention and necessary actions.

The Management is responsible for ensuring that corrective actions on reported weaknesses as recommended is taken within the required timeframe. The Management is also responsible for ensuring that a written report on action planned or completed is sent to the General Manager, Finance Manager and the Head of Internal Audit.

The Board of Far East Holdings Berhad is pleased to report to shareholders on the manner the Group has applied the Principles, and the extent of compliance with the Best Practices of good governance as set out in Part 1 and Part 2 respectively of the Malaysian Code on Corporate Governance (the Code) pursuant to Paragraph 15.26 of the Listing Requirements of Kuala Lumpur Stock Exchange (the Listing Requirements).

1. The Board of Directors

1.1 Composition

The Board is composed of seven directors; three of whom are independent non-executive directors within the meaning of Chapter 1.01 of the Listing Requirements. The Board is required under Paragraph 15.02 of the Listing Requirements to ensure that it has one-third independent directors. The Board has met the requirement of one-third independent directors.

1.2 Duties and Responsibilities

The Company is led by a strong and experienced Board under a Chairman who is a non-executive director. The roles of the Chairman and Executive Director are separate and each has a clearly accepted division of responsibilities to ensure a balance of power and authority. The Board has within it, professionals drawn from varied backgrounds; bringing in-depth, and diversity in experience, expertise and perspectives to the Group's business operations. The profiles of the members of the Board are set out in this Annual Report on pages 17 to 18. The Board is ensured of a balance and independent view at all Board deliberations largely due to the presence of its non-executive directors who are independent from Management and major shareholders of the Company. The independent directors are also free from any business or other relationships that could materially interfere with the exercise of their independent judgement. Together with the executive director who has intimate knowledge of the Company's business, the Board is constituted of individual who are committed to business integrity and professionalism in all its activities. As part of its commitment, the Board supports the highest standards of corporate governance and the development of best practices for the Group.

The Board retains full and effective overall control of and responsibility for the Company. This includes the following 4 specific responsibilities in the discharge of its duties:

- Overseeing the conduct of the Company's business to evaluate whether the business is being properly managed. The Board plays a supportive yet watchful role over the performance of Management.
- Identifying principal risks to ensure the implementation of appropriate systems to manage these risks.
- Developing and implementing an investor relations programme for the Company, as it is important that the Company is able to communicate effectively with its shareholders and stakeholders.
- Reviewing the adequacy and the integrity of the Company's internal control systems and management systems; including systems for compliance with applicable laws, regulations, rules, directives and guidelines.

2. Board Meetings

The Board meets at least six times a year and has a formal schedule of matters reserved to it. Additional meetings are held as and when required. It also meets at the end of every quarter of the financial year, whereat, the Group's financial statements and results are deliberated and considered. The Board and its committees are supplied with full and timely information to enable them to discharge their responsibilities. During these meetings, the Board also appraises new investment and business proposals, reviews the management or performance of the business of operating units, or existing investment and any other strategic issues that affect or may affect the Group's business.

Directors have access to all information within the Company and to the advice and services of the Group Secretary who is responsible for ensuring that Board Meeting procedures are followed and that applicable rules and regulations are complied with.

The attendance of the Directors at the Board Meetings set out on page 12 of this Report pursuant to paragraph 9.25 (1) of the Listing Requirement was as follows:

	Number of meeting attended	Meeting did not attend
(i) YH Dato' Mohd Ghazali Mohd Khalid	8	9/2001
(ii) YH Dato' Hamdan bin Jaafar (resigned 01/01/2002)	7	3/2001, 9/2001
(iii) Y.Bhg. Prof. Tan Sri Dato' Dr. Mohd Rashdan bin Haji Baba	8	7/2001
(iv) YH Dato' Ghazali bin Mohd Ali	6	3/2001, 4/2001, 9/2001
(v) YH Dato' Abdul Rahim bin Mohamad	5	1/2001, 3/2001, 7/2001, 9/2001
(vi) Mr. John Chia Sin Tet	6	2/2001, 4/2001, 6/2001
(vii) Tuan Haji Lias bin Mohd Noor (appointed 14/01/2002)	-	-
(viii) En Kamarudin Abdull Rani (appointed 14/05/2002)	-	-

3. Re-Election of Directors

At least one-third of the directors are required to retire by rotation each financial year in accordance with the Company's Articles of Association and can offer themselves for re-election at the Annual General Meeting. Directors who are appointed by the Board to fill a casual vacancy are subject to election by shareholders at the next Annual General Meeting following their appointment.

In the Annual Report, details of directors seeking re-election or reappointment (as the case may be) pursuant to Paragraph 8.2 of the Listing Requirements such as their age, relevant experience, list of directorships, date of appointment, details of participation in Board Committee and the fact that they are independent are disclosed in a separate statement, i.e in a statement accompanying the Notice of the Annual General Meeting.

4. Directors' Training

During the financial year, YH Dato' Mohd Ghazali bin Mohd Khalid, Y.Bhg. Prof. Tan Sri Dato' Dr. Mohd Rashdan b. Haji Baba, YH Dato' Hamdan bin Jaafar, YH Dato' Ghazali bin Mohd Ali, YH Dato' Abd. Rahim bin Mohamad dan Mr. John Chia Sin Tet attended and successfully completed the Mandatory Accreditation Programme (MAP) conducted by the Research Institute of Investment Analysis Malaysia (RIIAM); an affiliate company of Kuala Lumpur Stock Exchange. Tuan Haji Lias bin Mohd Noor and En Kamarudin b. Abdull Rani is expected to attend the MAP by December 2002.

5. Directors' Remuneration

Non-executive directors and Executive Director are paid attendance allowance for each Board or Committee Meeting they attend. Directors fees are paid to non-executive and Executive Director and these are approved by shareholders at the Annual General Meeting.

Details of remuneration for Directors are as follows:

Executive Directors	RM103,000
Non-Executive Directors	RM300,785

The number of Directors whose total remuneration falls within the following bands is as follows:

Range of Remuneration	Executive Director	Non-Executive Directors
Below RM50,000	-	4
RM50,001 to RM100,000	-	1
RM100,001 to RM150,000	1	-

6. Board Committees

As appropriate, the Board has delegated certain responsibilities to Board committees which operate within clearly defined terms of reference. These committees are:

6.1 Audit Committee

FEHB Audit Committee assists and supports the Board's responsibility to oversee the Group's operations in the following manner:-

- Provides a means for review of the Group's processes for producing financial data, its internal controls and independence of the Group's external and internal auditors.
- Reinforces the independence of the Company's external auditors.
- Reinforces the objectivity of the Group's Internal Audit Department.

The Audit Committee comprises, four non-executive directors. The members are:

1. Y.Bhg. Prof. Tan Sri Dato' Dr. Mohd Rashdan b. Haji Baba
(Independent, Non-Executive Directors) - Chairman
2. YH Dato' Abd. Rahim Mohamad
(Non-Independent, Non-Executive Director)
3. Mr. John Chia Sin Tet
(Independent, Non-Executive Director)
4. En Kamarudin b. Abdull Rani
(Independent, Non-Executive Director)

The Committee's terms of reference include the review of and deliberation on the Group's financial statements, the audit findings of the External auditors arising from their audit of the Group's financial statements and the audit findings and issues raised by Internal Audit together with the Management's responses thereon. The Committee also invites General Manager, Heads of Divisions/ Departments and Operating Units and the External Auditors when necessary. Agendas of the meetings of the Audit Committee will usually include audit findings of operating units; departments or support service units of the Group; and investigations carried out by Internal Audit.

The Committee also reviews the Group's Interim and Final Unaudited Statements (Quarterly) and Final Audited (twelve months) statements before they are considered, deliberated and approved by the Board.

The Audit Committee Report for the financial year pursuant to Paragraph 15.16 of the Listing Requirements is contained on page 22 to 25 of this Annual Report.

An independent Audit Committee provides a forum for regular and private discussions between the Group's external auditors and the directors who have no significant relationship with management. In the Group, the Audit Committee provides this assurance and platform for the Group's external auditors to discharge their responsibilities unimpaired.

Best Practices BB Part 2 and Part 4 of the Code and Paragraph 15.13 of the Listing Requirements spell out the duties of an audit Committee. The scope of duties of FEHB Committee includes primarily the duties detailed therein.

The terms of reference of the Audit Committee, its activities during the financial year, details of attendance of each member of the Committee and the number of meetings held are set out on pages 22 to 25 of this Annual Report.

6.2 Nomination Committee

In compliance with the Listing Requirements, a Nomination committee was established by the Board on 22 November, 2001. The Committee comprises three non-executive directors, two of whom are independent. The members are:

- 1 Y.Bhg. Prof. Tan Sri Dato' Dr. Mohd Rashdan b. Haji Baba
(Independent, Non-Executive Directors) - Chairman
- 2 YH Dato' Ghazali Mohd Ali
(Non-Independent, Non-Executive Director)
- 3 Mr. John Chia Sin Tet
(Independent, Non-Executive Director)

The Committee's responsibility among others, is to propose new nominees for the Board and Board Committees, to assess directors on an on-going basis, and to annually review the required skills and core competencies of non-executive directors.

6.3 Remuneration Committee

In compliance with the Listing Requirements, the Board established a Remuneration Committee on 22 November, 2001, comprising mainly non-executive directors, two of whom are independent. The Committee's primary responsibility is to recommend to the Board, the remuneration of directors (executive and non-executive) in all its forms, drawing from outside advice if necessary. Nevertheless, the determination of remuneration packages of Directors is a matter for the Board as a whole and individuals are required to abstain from discussion of their own remuneration. The members are:

1. YH Dato' Ghazali Mohd Ali
(Non-Independent, Non-Executive Director) - Chairman
2. Y.Bhg. Prof. Tan Sri Dato' Dr. Mohd Rashdan b. Haji Baba
(Independent, Non-Executive Directors)
3. Mr. John Chia Sin Tet
(Independent, Non-Executive Director)

6.4 Employees Share Scheme Committee (ESOS Committee)

The ESOS Committee comprises two directors- (one of whom is independent and non-executive and one is non-independent and executive director) and General Manager of FEHB. They administer the Company's Employees Share Option (Scheme) introduced in April 2002. The Committee has power to administer the Scheme in such manner as it shall in its discretion deem fit; including such powers and duties conferred upon it under the By-Laws of the Scheme. The Committee ensures that the Scheme is administered in accordance with the By-Laws. The members are:

1. Tuan Haji Lias Mohd Noor
(Non-Independent, Executive Director) - Chairman
2. YH Dato' Abd. Rahim Mohamad
(Non-Independent, Non-Executive Director)
3. Encik Nowawi Abdul Rahman
(General Manager)

7. Accountability and Audit

7.1 Financial Reporting:

Statement of Directors' Responsibility in respect of Audited Financial Statements pursuant to Paragraph 15.27 (a) of the Listing Requirements.

The Board aims to provide and present a balanced and meaningful assessment of the Group's financial performance and prospects at the end of the financial year, primarily through the financial statements; the Chairman's Statement and Divisional Operations Review in the Annual Report.

Directors are required pursuant to Section 169 (15) of the Companies Act, 1965 to state whether the Group's financial statements drawn for the financial year are drawn up in accordance with approved accounting standards so as to give a true and fair view of the Group's state of affairs and of the results the Group's business (operations) for the financial year. This statement is signed by the Chairman, YH Dato' Mohd Ghazali Mohd Khalid and the Executive Director Tuan Haji Lias Mohd Noor for and on behalf of the Board and is set out on page 40 and 72 of this Annual Report.

In preparing the above financial statement, the Directors have:

- Adopted suitable accounting policies and then apply them consistently;
- Made judgements and estimates that are prudent and reasonable
- Ensured applicable accounting standards have been followed, subject to any material departures
- Disclosed and explained in the financial statements and
- Prepared the financial statements on an ongoing basis.

The Group's quarterly, half yearly and annual results announcement which are released to shareholders; within the stipulated time frame reinforce the Board's commitment to provide a true and fair view of the Group's operations.

7.2 Internal Audit

The Group's internal audit function is independent of the activities, they audit and is performed with impartiality, proficiency and due professional care.

Internal audit review of operating units by Internal Audit; under the Group's Internal Audit Department, is an independent objective assessment of a unit's compliance with internal controls.

An internal audit review highlights major weaknesses in control procedures and makes recommendations for improvements. Internal Audit also investigates complaints of misuse and abuse of the Company's systems and processes, mismanagement of Company property/assets and other instances of fraud and malpractice.

7.3 External Audit

The Group's independent external auditors fill an essential role for the shareholders by enhancing the reliability of the Group's financial statements and giving assurance of that reliability to users of these financial statements.

The external Auditors have an obligation to bring any significant defects in the Group's system of control and compliance to the attention of the Management; and if necessary, to the Audit Committee and the Board. This includes the communication of fraud.

8 Relations with Shareholders and Investors

The Annual General Meeting (AGM) is the principal forum for dialogue with individual shareholders and investors. It is a crucial mechanism in shareholder communication for the Company. At the Company's AGM which is generally well attended; shareholders have direct access to the Board and are given the opportunity to ask questions during the lengthy open question and answer session prior to the motion moving for approval of the Company's Audited Statements and Directors Report for the financial year. The shareholders are encouraged to ask questions both about the resolutions being proposed or about the Group's operations in general. Where it is not possible to provide the questions with an immediate answer to a significant question; the Chairman will undertake to provide him/her with a written answer after the AGM.

The Company's website www.fareh.com.my provides easy access to the latest corporate information of the Group.

9 Compliance with the code

Save for the exceptions set out below, the Group is in substantial compliance, throughout the financial year, with the Principles and Best Practices of the Code:

- a. The appointment of an independent director pursuant to Best Practices Provision AA III, who is a person within the meaning of Chapter 1.01 of the Listing Requirements will be made before 30 June, 2002 the deadline for compliance with Paragraph 15.02 of the Listing Requirements.

MATERIAL CONTRACTS OF FEHB INVOLVING DIRECTORS' AND MAJOR SHAREHOLDERS' INTERESTS

31

PURSUANT TO PARAGRAPH 20, PART A, APPENDIX 9C OF THE LISTING REQUIREMENTS OF THE KUALA LUMPUR

LAPORAN TAHUNAN 2001 ANNUAL REPORT

Type and Date	Parties	Purchase Consideration and Mode of Satisfaction
<p>Supplemental Novation Agreement dated 12 June 2000 whereby the parties involved agreed to amend and vary the terms and conditions of the Novation Agreement dated 26 January 1999 in the manner and upon the terms and subject to the conditions therein contained</p>	<p>The Supplemental Novation Agreement was entered into between Far East Holdings Berhad ["FEHB"] and</p> <p>Perbadanan Kemajuan Negeri Pahang ["PKNP"] and</p> <p>PT Berkat Sawit Sentosa ["PTBS Sentosa"]</p>	<p>The equity participation of FEHB in PT Berkat Sawit Sejati [a joint venture company which was formed for the development of an oil palm plantation in Palembang, Sumatera, Indonesia] as at the date of the Novation Agreement is RM5,250,000, which represents 70% stake in PT Berkat Sawit Sejati.</p> <p>The amounts due from PKNP and PTBS Sentosa which have not been repaid pursuant to the Notice of Termination sent are as follows:</p> <ul style="list-style-type: none"> (i) from PKNP an amount of RM5,250,000 together with interest at the rate of 12% per annum calculated on a daily basis from the date of payment until the date of full settlement (ii) from PKNP, being jointly and severally liable with PTBS Sentosa for the payment of RM 11,652,772 together with interest at the rate of 12% per annum calculated on a daily basis from the date of payment until the date of full settlement, and (iii) from PT Berkat Sawit Sentosa, being jointly and severally liable with PKNP for the payment of RM11,652,772 together with interest at the rate of 12% per annum calculated on a daily basis from the date of payment until the date of full settlement
<p>Sale and Purchase Agreement dated 7 July 2000 for an acquisition of a piece of land held under title HS(D) 1971 PT No. 2230 Mukim Lepar, Daerah Pekan, Pahang measuring 291.68 acres</p>	<p>Vendor Lembaga Kemajuan Perusahaan Pertanian Negeri Pahang [LKPP]</p> <p>Purchaser Far East Holdings Berhad [FEHB]</p>	<p>Purchase consideration of RM4,200,000 and to be satisfied as follows:</p> <ul style="list-style-type: none"> (i) by way of contra against the sum due by LKPP to FEHB amounting to RM2,790,355 and (ii) the balance of RM1,409,645 would be settled by cash <p>The purchase consideration of RM4,200,000 has been fully settled by FEHB</p>

MATERIAL CONTRACTS OF FEHB INVOLVING DIRECTORS' AND MAJOR SHAREHOLDERS' INTERESTS

PURSUANT TO PARAGRAPH 20, PART A, APPENDIX 9C OF THE LISTING REQUIREMENTS OF THE KUALA LUMPUR

FAR EAST HOLDINGS BERHAD (14809-W)

Type and Date	Parties	Purchase Consideration and Mode of Satisfaction
Sale and Purchase Agreement dated 18 October 2000 for an acquisition of 2,161.72 acres of land held under title HS(D) 9723 Lot No. PT 940 located at Sungai Batu, Mukim Ulu Kuantan, Pahang	<p>Vendor Perbadanan Kemajuan Negeri Pahang ["PKNP"]</p> <p>Purchaser Far East Holdings Berhad [FEHB]</p>	<p>Purchase consideration of RM6,480,000. The purchase price has been or will be paid in the following manner:</p> <p>(i) on 3 February 1999, the sum of RM4,000,000 was paid by FEHB to PKNP as deposit for the land</p> <p>(ii) the balance of the purchase price of RM2,480,000 is to be satisfied on a day falling on or before expiry of 90 days from the date of which all conditions precedent referred to in the Sale and Purchase Agreement is fulfilled or waived by FEHB.</p>
Deed of Settlement dated 18 October 2000 whereby the parties agreed to enter into the deed to settle any and all claims and demands in respect of the debts, upon the terms and conditions contained in the Deed of Settlement	<p>The Deed of Settlement was entered into between Far East Holdings Berhad ["FEHB"] and</p> <p>Perbadanan Kemajuan Negeri Pahang ["PKNP"] and</p> <p>Pascorp Holdings Sdn Bhd ["Pascorp"]</p>	<p>(i) As at the date of the Deed of Settlement, PKNP is indebted to FEHB in the aggregate sum of RM12,500,000 only together with interest at the rate of 10% per annum calculated from the various dates of payments made</p> <p>(ii) As at date of the Deed of Settlement, Pascorp is indebted to FEHB in the aggregate sum of RM19,742,538 only together with interest at the rate of 10% per annum calculated from the various dates of payments made</p>

Relationship between the Directors or Major Shareholders and the Contracting Parties

1. Perbadanan Kemajuan Negeri Pahang ["PKNP"]

PKNP is a substantial shareholder of FEHB. Dato' Hamdan bin Jaafar [who has resigned on 1 January 2002 and has been replaced by Tn Hj Lias bin Mohd Noor on 14 January 2002], Dato' Mohd. Ghazali bin Mohd Khalid, Dato' Abd. Rahim bin Mohamad and Dato' Ghazali bin Dato' Mohd. Ali are Directors of FEHB and corporate nominees of PKNP in FEHB.

2. Lembaga Kemajuan Perusahaan Pertanian Negeri Pahang ["LKPP"]

The land is the property of LKPP who is a substantial shareholder in Far East Holdings Berhad.

**PEMBELIAN SEMULA SAHAM /
SHARE BUYBACKS**

Syarikat tidak pernah membeli semula saham-sahamnya di dalam tahun kewangan berakhir 31 Disember 2001. Oleh itu, Syarikat tidak mempunyai saham dagangannya sendiri.

The Company has not purchased any of its own shares during the financial year ended 31 December 2001. As such, there is no treasury share maintained by the Company.

**OPSEN, WARAN ATAU SEKURITI BOLEHUBAH YANG DI LANGGAN /
OPTION, WARRANT OR CONVERTIBLE SECURITIES**

Syarikat tidak pernah mengeluarkan opsen, waran atau sekuriti bolehubah yang dilanggan.

The Company has not issued any option, warrant or convertible securities.

**SEKURITI DEPOSIT AMERIKA ("SDA") ATAU SEKURITI DEPOSIT GLOBAL
("SDG") /
AMERICAN DEPOSITORY RECEIPT ("ADR") OR GLOBAL DEPOSITORY
RECEIPT ("GDR")**

Syarikat tidak menaja mana-mana program SDA atau SDG didalam tahun kewangan berakhir 31 Disember 2001.

The Company has not sponsored any ADR or GDR programme in the financial year ended 31 December 2001.

**PENGGUNAAN DANA YANG DILULUSKAN /
APPROVED UTILISATION OF FUND**

Syarikat tidak menggunakan sebarang dana yang diluluskan

The Company has not utilised any approved fund.

**DENDA - DENDA YANG DIKENAKAN KEATAS FEHB DAN ANAK - ANAK
SYARIKAT /
PENALTIES IMPOSED ON FEHB AND ITS SUBSIDIARIES**

Far East Holdings Berhad "FEHB" telah menerima celaan awam dan denda sebanyak RM300,000 daripada BSKL pada 8 Februari 2002 oleh kerana:

- i) kegagalan untuk membuat pengumuman berdasarkan Seksyen 335 dan 118(1) Syarat-syarat Penyenaraian Bursa Saham Kuala Lumpur.
- ii) kegagalan untuk mematuhi syarat-syarat yang dikenakan tertakluk kepada Seksyen 118(6)(6) Syarat-syarat Penyenaraian Bursa Saham Kuala Lumpur.

Far East Holdings Berhad "FEHB" has received the public reprimand and a fine of RM300,000 from KLSE on 8 February 2002 for the:

- i) failure to make immediate announcements pursuant to Section 335 and 118(1) of the Main Board Listing Requirements ("MBLR").
- ii) failure to comply with other obligations imposed pursuant to Section 118(6)(6) of the MBLR.

**YURAN BUKAN AUDIT /
NON AUDIT FEES**

Jumlah yuran bukan audit yang telah dibayar/akan dibayar oleh syarikat kepada juruaudit luar dan syarikat-syarikat bersekutu bagi tahun kewangan berakhir 31 Disember 2001 adalah RM131,986.

The amount of non audit fees paid/payable to external auditors and their affiliated companies by the Company for the financial year ended 31 December 2001 is RM131,986.

ADDITIONAL COMPLIANCES INFORMATION

**POLISI PENILAIAN SEMULA KEATAS HARTANAH FAR EAST /
REVALUATION POLICY ON LANDED PROPERTIES OF FAR EAST**

Pembelian semula harta/aset dibuat setiap lima tahun oleh penilai bebas pada harga pasaran. Sebarang kenaikan timbul dari penilaian akan dikredit kepada "revaluation surplus"; manakala mana-mana kekurangan akan dikontra kepada sebarang kenaikan di atas penilaian yang dibuat sebelumnya berkaitan harta-harta terbabit dan seterusnya dicaj kepada Penyata Pendapatan.

Revaluation on the properties are made at least once every five years by independent valuer on an open market value basis. Any increase arising from valuation is credited to equity as a revaluation surplus; any decrease is first offset against an increase on earlier valuation in respect of the same property and is thereafter charged to the Income Statement.

**TRANSAKSI BERKAITAN BERTERUSAN /
RECURRENT RELATED PARTY TRANSACTIONS OF REVENUE NATURE**

Transaksi berkaitan berterusan untuk tahun kewangan berakhir 31 Disember 2001 adalah seperti berikut:
The related party transactions for the financial year ended 31 December 2001 are as follow:

Pihak Berkaitan Related Party	Jumlah Aggregate Value (RM'000)	Jenis Transaksi Nature of Transaction	Jenis Hubungkait Nature of Relationship
PPOM	2,518	Menjual buah tandan segar Selling of fresh fruit bunches	PPOM memegang 41.21% di dalam PTBS, dimana secara terus memegang 17.49% di dalam FEHB PPOM directly holds 41.21% interest in PTBS, which in turn directly holds 17.49% interest in FEHB
RPOM	6,394	Menjual buah tandan segar Selling of fresh fruit bunches	RPOM adalah 51% dipegang oleh PTSB dimana pegangannya di dalam FEHB adalah 17.49% RPOM is a 51% owned indirect subsidiary of PTSB, which in turns directly holds 17.49% interest in FEHB
KK	21,294	Menjual buah tandan segar Selling of fresh fruit bunches	KK adalah 51% dipegang secara terus oleh PPOM dimana secara terus memegang PTSB sebanyak 41.21%. PTSB pula secara terus memegang 17.49% di dalam FEHB KK is a 51% directly owned subsidiary of PPOM, which directly holds 41.21% in PTSB. PTSB in turn directly holds 17.49% interest in FEHB

PPOM - Prosper Palm Oil Sdn Bhd
RPOM - Rompin Palm Oil Mill Sdn Bhd
KK - Kilang Kosfarm Sdn Bhd
PTBS - Prosper Trading Sdn Bhd

Laporan Para Pengarah	36
Penyata Para Pengarah	40
Akuan Berkanun	40
Laporan Juruaudit	41
Lembaran Imbangan	42
Penyata Pendapatan	43
Penyata Perubahan Dalam Ekuiti	44
Penyata Aliran Tunai	45
Nota-nota Kepada Penyata Kewangan	47

Para pengarah dengan ini membentangkan laporan mereka dan penyata kewangan Kumpulan dan Syarikat yang telah diaudit bagi tahun kewangan berakhir 31 Disember, 2001.

KEGIATAN - KEGIATAN UTAMA

Kegiatan-kegiatan utama Syarikat adalah pegangan pelaburan dan perladangan tanaman kelapa sawit.

Kegiatan utama subsidiari-subsidiari dinyatakan di Nota 4 kepada penyata kewangan.

Tidak ada sebarang perubahan penting dalam jenis kegiatan-kegiatan ini di sepanjang tahun kewangan.

HASIL

	Kumpulan	Syarikat
	RM	RM
Keuntungan selepas cukai	10,504,650	260,998
Kepentingan minoriti	(999,189)	-
Keuntungan bersih yang boleh diagihkan kepada para pemegang saham	9,505,461	260,998

DIVIDEN

Jumlah dividen yang telah dibayar oleh Syarikat sejak 31 Disember, 2000 adalah seperti berikut:

	RM
Berhubung tahun kewangan berakhir 31 Disember, 2000:	
Dividen akhir sebanyak 5% selepas cukai 28%, dibayar pada 16 Julai, 2001	2,016,000

Pada Mesyuarat Agung Tahunan yang akan datang, dividen akhir berhubung tahun kewangan semasa berakhir 31 Disember, 2001 sebanyak 5% ke atas 61,600,000 saham-saham biasa selepas cukai 28% yang berjumlah RM2,217,600 (3.6 sen sesaham) akan dicadangkan untuk kelulusan para pemegang saham. Penyata kewangan bagi tahun kewangan semasa tidak menggambarkan cadangan dividen ini. Dividen tersebut, jika diluluskan oleh para pemegang saham, akan diambikira di dalam ekuiti para pemegang saham sebagai pengagihan keuntungan tertahan dalam tahun kewangan berikutnya yang berakhir pada 31 Disember, 2002.

RIZAB DAN PERUNTUKAN

Tidak ada pindahan yang penting kepada atau daripada rizab atau peruntukan sepanjang tahun kewangan ini selain daripada yang dinyatakan di penyata perubahan dalam ekuiti dan Nota 18 kepada penyata kewangan.

HUTANG LAPUK DAN HUTANG RAGU

Sebelum penyata pendapatan dan lembaran imbangan disediakan, para pengarah telah mengambil langkah yang sewajarnya untuk memastikan bahawa tindakan telah diambil berkaitan dengan penghapuskiraan hutang lapuk dan dalam membuat peruntukan bagi hutang ragu dan berpuashati bahawa kesemua hutang yang diketahui lapuk telah dihapuskirakan dan peruntukan yang memadai telah dibuat bagi hutang ragu.

Pada tarikh laporan ini, para pengarah tidak mengetahui tentang sebarang keadaan yang boleh menyebabkan jumlah yang dihapuskirakan bagi hutang lapuk atau jumlah yang diperuntukkan bagi hutang ragu di dalam penyata kewangan Kumpulan dan Syarikat tidak memadai secara besaran.

ASET SEMASA

Sebelum penyata pendapatan dan lembaran imbangan disediakan, para pengarah telah mengambil tindakan yang sewajarnya untuk memastikan bahawa aset semasa yang mungkin tidak dapat dijual dalam perjalanan perniagaan biasa termasuk nilai-nilai yang ditunjukkan di dalam rekod-rekod perakaunan Kumpulan dan Syarikat telah dikurangkan nilainya kepada hasilaku yang dianggap boleh diperolehi.

Pada tarikh laporan ini, para pengarah tidak mengetahui tentang sebarang keadaan yang akan menjadikan nilai aset semasa di dalam penyata kewangan Kumpulan dan Syarikat mengelirukan.

KAEDAH PENILAIAN

Pada tarikh laporan ini, para pengarah tidak mengetahui tentang sebarang keadaan yang timbul yang boleh menyebabkan kepatuhan kepada kaedah penilaian yang wujud bagi penilaian aset dan liabiliti Kumpulan dan Syarikat mengelirukan atau tidak sesuai.

LIABILITI LUARJANGKA DAN LAIN-LAIN LIABILITI

Pada tarikh laporan ini, tidak wujud:

- (a) sebarang tindihmilik ke atas aset Kumpulan atau Syarikat yang timbul sejak akhir tahun kewangan yang menjamin liabiliti pihak lain; atau
- (b) sebarang liabiliti luarjangka Kumpulan atau Syarikat yang timbul sejak akhir tahun kewangan.

Tidak ada liabiliti luarjangka atau lain-lain liabiliti yang akan berkuatkuasa atau berkemungkinan sebegitu dalam tempoh dua belas bulan selepas akhir tahun kewangan ini yang, pada pendapat para pengarah, akan atau boleh memberi kesan yang penting terhadap keupayaan Kumpulan atau Syarikat menunaikan kewajipannya apabila tiba masanya.

PERUBAHAN KEADAAN

Pada tarikh laporan ini, para pengarah tidak mengetahui tentang sebarang keadaan yang tidak diperkatakan dalam laporan ini atau penyata kewangan Kumpulan dan Syarikat yang akan menyebabkan mana-mana jumlah yang dinyatakan di dalam penyata kewangan mengelirukan.

BUTIRAN YANG BERSIFAT GANJIL

Para pengarah berpendapat bahawa hasil kendalian Kumpulan dan Syarikat di sepanjang tahun kewangan tidak dipengaruhi secara besaran oleh sebarang butiran, urusaniaga atau kejadian yang bersifat penting dan ganjil.

Di dalam jangkamasa di antara akhir tahun kewangan dan tarikh laporan ini, tidak timbul sebarang butiran, urusaniaga atau kejadian yang bersifat penting dan ganjil yang, pada pendapat para pengarah, akan memberi kesan penting ke atas hasil kendalian Kumpulan atau Syarikat bagi tahun kewangan di mana laporan ini dibuat.

PERISTIWA - PERISTIWA PENTING

Peristiwa-peristiwa penting di sepanjang tahun kewangan adalah seperti yang dinyatakan di Nota 30 kepada penyata kewangan.

PERISTIWA - PERISTIWA SUSULAN

Peristiwa-peristiwa susulan adalah seperti yang dinyatakan di Nota 31 kepada penyata kewangan.

SKIM OPSYEN SAHAM PEKERJA

Skim Opsyen Saham Pekerja (ESOS) bagi Far East Holdings Berhad adalah diikat oleh undang-undang kecil yang telah diluluskan oleh para pemegang saham pada Mesyuarat Agung Luarbiasa pada 29 Disember, 2001.

Ciri-ciri utama ESOS adalah seperti berikut:

- (a) Mereka yang layak adalah kakitangan Kumpulan (tidak termasuk pengarah eksekutif) yang telah disahkan perjawatan pekerjaan oleh Kumpulan dan telah berkhidmat sekurang-kurangnya satu tahun daripada tarikh penawaran. Kelayakan untuk mengambil bahagian dalam ESOS tertakluk kepada pertimbangan Jawatankuasa Opsyen yang dilantik oleh Lembaga Pengarah.
- (b) Jumlah saham-saham yang akan ditawarkan dalam agregat tidak melebihi 10% daripada modal saham yang diterbitkan oleh Syarikat pada bila-bila masa sepanjang tempoh ESOS, di mana akan berkuatkuasa bagi tempoh lima tahun daripada tarikh penerimaan kelulusan yang terakhir.
- (c) Harga opsyen bagi setiap saham adalah purata harga pasaran saham Syarikat yang ditunjuk dalam senarai rasmi harian yang dikeluarkan oleh Bursa Saham Kuala Lumpur untuk lima hari urusaniaga sebelum tarikh penawaran tersebut dibuat atau pada nilai tara saham Syarikat pada RM1, yang mana lebih tinggi.
- (d) Tawaran tidak akan dibuat untuk kurang daripada 1,000 saham atau melebihi peruntukan maksimum saham yang diperuntukkan kepada kakitangan yang layak, dengan syarat bilangannya adalah dalam gandaan 1,000 saham.
- (e) Opsyen yang ditawarkan di bawah skim ESOS haruslah berkeupayaan untuk dilaksanakan dengan memberi notis bertulis kepada Syarikat sebelum tarikh luput lima tahun dari tarikh penawaran atau tempoh yang lebih singkat seperti yang dinyatakan dalam penawaran.
- (f) Mereka yang telah diberi opsyen tidak berhak untuk menyertai sebarang opsyen terbitan saham dalam syarikat yang lain.

Pada tarikh lembaran imbangan ini, ESOS masih belum dilaksanakan.

MODAL SAHAM

Dalam tahun kewangan, Syarikat telah menambah modal saham diterbitkan dan dibayarnya daripada RM56,000,000 kepada RM61,600,000 melalui terbitan bonus sebanyak 5,600,000 saham-saham biasa baru RM1 setiap satu kepada pemegang-pemegang saham Syarikat berasaskan satu saham baru untuk sepuluh saham sediaada.

PARA PENGARAH

Para pengarah yang berkhidmat sejak tarikh laporan yang terakhir ialah:

YH Dato' Mohd. Ghazali bin Mohd. Khalid
 Encik Lias bin Mohd Noor (dilantik pada 14 Januari, 2002)
 YH Dato' Hamdan bin Jaafar (meletak jawatan pada 1 Januari, 2002)
 YBhg Prof. Tan Sri Dato' Dr. Mohd. Rashdan bin Haji Baba
 YH Dato' Ghazali bin Dato' Mohd. Ali
 YH Dato' Abdul Rahim bin Haji Mohamad
 Encik John Chia Sin Tet

Menurut Tataurusan Syarikat, YBhg Prof. Tan Sri Dato' Dr. Mohd. Rashdan bin Haji Baba, Encik John Chia Sin Tet dan Encik Lias bin Mohd Noor bersara pada Mesyuarat Agung Tahunan yang akan datang dan, kerana layak, menawarkan diri mereka untuk dilantik semula.

MANFAAT PARA PENGARAH

Di sepanjang dan pada akhir tahun kewangan, Syarikat atau subsidiarinya tidak menjadi pihak kepada sebarang persetujuan yang matlamatnya ialah untuk membolehkan para pengarah Syarikat mendapat manfaat melalui perolehan saham atau debentur Syarikat atau sebarang badan korporat, selain daripada opsyen saham yang diberikan selaras dengan ESOS.

Sejak akhir tahun kewangan yang lepas, tidak ada pengarah yang telah menerima atau berhak menerima manfaat (selain daripada manfaat yang termasuk dalam ganjaran diterima atau akan diterima dan patut diterima oleh para pengarah seperti yang dinyatakan di Nota 22 kepada penyata kewangan) akibat daripada sebarang kontrak yang dibuat oleh Syarikat atau syarikat perbadanan berkaitan dengan pengarah atau dengan firma di mana ia adalah ahli, atau dengan syarikat di mana ia mempunyai kepentingan kewangan yang nyata.

KEPENTINGAN PARA PENGARAH

Menurut daftar pegangan saham para pengarah, kepentingan para pengarah yang memegang jawatan pada akhir tahun kewangan di dalam saham-saham Syarikat dan syarikat-syarikat perbadanan berkaitan di sepanjang tahun kewangan adalah seperti berikut:

	Bilangan saham biasa RM1 setiap satu			31 Dis, 2001
	1 Jan, 2001	Terbitan Bonus	Jual	
FAR EAST HOLDINGS BERHAD				
YH Dato' Mohd. Ghazali bin Mohd. Khalid	3,000	300	-	3,300
Mr. John Chia Sin Tet	10,000	1,000	-	11,000

Tidak ada pengarah lain yang memegang jawatan pada akhir tahun kewangan mempunyai sebarang kepentingan di dalam saham-saham Syarikat atau syarikat-syarikat perbadanan berkaitan di sepanjang tahun kewangan.


JURUAUDIT

Hanafiah Raslan & Mohamad bersara dan telah menyatakan kesanggupan mereka untuk menerima perlantikan semula.

Ditandatangani bagi pihak Lembaga menurut resolusi para pengarah



DATO' MOHD. GHAZALI BIN MOHD.KHALID



LIAS BIN MOHD NOOR

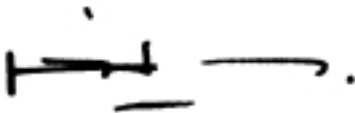
Bertarikh: 26 April 2002

Kami, DATO' MOHD. GHAZALI BIN MOHD. KHALID dan LIAS BIN MOHD NOOR, dua daripada para pengarah FAR EAST HOLDINGS BERHAD, dengan ini menyatakan bahawa, pada pendapat para pengarah, penyata kewangan yang dibentangkan di mukasurat 42 hingga 65 memberi gambaran yang benar dan saksama berkenaan dengan keadaan urusan Kumpulan dan Syarikat pada 31 Disember, 2001 dan hasil mereka serta aliran tunai mereka bagi tahun berakhir pada tarikh tersebut dan telah disediakan dengan wajarnya menurut kehendak Akta Syarikat, 1965 dan piawaian perakaunan berkenaan yang diluluskan di Malaysia.

Ditandatangani bagi pihak Lembaga menurut resolusi para pengarah



DATO' MOHD. GHAZALI BIN MOHD. KHALID



LIAS BIN MOHD NOOR

Bertarikh: 26 April 2002

AKUAN BERKANUN

Saya, ASMIN BINTI YAHYA, pegawai yang terutamanya bertanggungjawab ke atas pengurusan kewangan FAR EAST HOLDINGS BERHAD, dengan sesungguhnya dan seikhlasnya mengaku bahawa penyata kewangan yang dibentangkan di mukasurat 42 hingga 65, adalah sebaik-baik pengetahuan dan kepercayaan saya betul, dan saya membuat pengakuan ini dengan sesungguhnya mempercayai bahawa ianya benar dan menurut peruntukan Akta Akuan Berkanun, 1960.

Ditandatangani dan diakui sesungguhnya)
oleh ASMIN BINTI YAHYA yang tersebut di atas)
di Kuantan dalam negeri Pahang Darul Makmur)
pada 26 April 2002)


ASMIN BINTI YAHYA

Di hadapan saya:

Pesuruhjaya Sumpah



Kepada Pemegang-pemegang Saham
FAR EAST HOLDINGS BERHAD

Kami telah mengaudit penyata kewangan yang dibentangkan di mukasurat 42 hingga 65. Penyata kewangan tersebut adalah tanggungjawab para pengarah Syarikat. Tanggungjawab kami adalah untuk menyatakan pendapat mengenai penyata kewangan tersebut berdasarkan audit kami.

Kami melaksanakan audit mengikut Piawaian Pengauditan yang diluluskan di Malaysia. Piawaian tersebut memerlukan kami merancang dan melaksanakan audit untuk mencapai kepastian munasabah mengenai samada penyata kewangan tersebut bebas daripada salah nyata yang ketara. Sesuatu audit juga merangkumi pemeriksaan, berdasarkan ujian, bukti yang menyokong jumlah dan penyataan dalam penyata kewangan. Sesuatu audit juga merangkumi penilaian prinsip perakaunan yang digunakan dan anggaran penting yang dibuat oleh para pengarah, serta penilaian pembentangan penyata kewangan secara keseluruhannya. Kami percaya bahawa audit kami telah memberi asas munasabah untuk menyatakan pendapat kami.

Pada pendapat kami:

- (a) penyata kewangan telah disediakan dengan wajarnya menurut peruntukan Akta Syarikat, 1965 dan piawaian perakaunan berkenaan yang diluluskan di Malaysia dan memberi gambaran yang benar dan saksama mengenai:
 - (i) keadaan urusan Kumpulan dan Syarikat pada 31 Disember, 2001 dan hasil mereka serta aliran tunai mereka bagi tahun berakhir pada tarikh tersebut; dan
 - (ii) perkara-perkara yang diperlukan oleh Seksyen 169 dalam Akta Syarikat, 1965 untuk diambilkira dalam penyata kewangan; dan
- (b) rekod perakaunan dan lain-lain rekod dan daftar-daftar yang dikehendaki oleh Akta untuk disimpan oleh Syarikat dan subsidiari-subsidiarinya di mana kami bertindak sebagai juruaudit telah disimpan dengan wajar menurut peruntukan Akta.

Kami telah mempertimbangkan penyata kewangan dan laporan juruaudit bagi subsidiari di mana kami tidak bertindak sebagai juruaudit, seperti yang dinyatakan dalam Nota 4 kepada penyata kewangan, di mana penyata kewangan tersebut telah dimasukkan ke dalam penyata kewangan disatukan.

Kami berpuas hati bahawa penyata kewangan subsidiari-subsidiari yang telah disatukan dengan penyata kewangan Syarikat adalah dalam bentuk dan kandungan yang sesuai dan wajar bagi tujuan penyediaan penyata kewangan disatukan dan kami telah menerima maklumat dan penjelasan yang memuaskan sebagaimana yang dikehendaki oleh kami bagi tujuan tersebut.

Laporan juruaudit bagi penyata kewangan subsidiari-subsidiari tersebut tidak tertakluk kepada sebarang syarat dan tidak mengandungi sebarang teguran di bawah seksyen kecil (3) Seksyen 174 dalam Akta tersebut.

Hanafi-Raslan & Mohamad.

HANAFIAH RASLAN & MOHAMAD
No. AF 0002
Akauntan Bertauliah



DUAR TUAN KIAT
No. 1894/03/04 (J/PH)
Rakankongsi Firma

Bertarikh: 26 April 2002

- 31 DISEMBER, 2001

	Nota	Kumpulan		Syarikat	
		2001	2000	2001	2000
		RM	RM	RM	RM
ASET BUKAN SEMASA					
Hartanah, loji dan peralatan	3	295,036,991	313,139,925	59,687,963	59,249,720
Subsidiari-subsidiari	4	1,129,075	-	27,899,348	33,149,354
Syarikat-syarikat bersekutu	5	34,342,932	31,908,082	8,500,000	8,500,000
Lain-lain pelaburan	6	1,170,000	1,170,000	1,170,000	1,170,000
Stok pembiak	7	939,306	469,422	160,934	82,339
Muhibah atas penyatuan	8	-	107,552	-	-
		332,618,304	346,794,981	97,418,245	102,151,413
ASET SEMASA					
Inventori	9	1,163,895	2,343,724	899,954	904,442
Penghutang perdagangan	10	3,157,222	2,243,117	1,431,097	1,211,884
Lain-lain penghutang	11	58,883,882	47,626,556	56,632,159	44,422,557
Terhutang oleh subsidiari-subsidiari	12	1,384,914	-	6,123,148	17,748,723
Wang tunai dan baki di bank	13	4,119,295	4,676,534	2,765,733	3,726,106
		68,709,208	56,889,931	67,852,091	68,013,712
LIABILITI SEMASA					
Pinjaman jangka pendek	14	11,793,243	21,068,436	11,793,243	21,068,436
Pemiutang perdagangan		2,410,364	2,545,333	1,154,100	1,144,724
Lain-lain pemiutang	15	2,654,874	7,910,092	1,560,165	1,299,907
Terhutang kepada syarikat-syarikat berkaitan	16	2,351,486	-	43,762,618	42,536,085
Cukai		381,361	39,000	-	-
Dividen dicadangkan		-	2,016,000	-	2,016,000
		19,591,328	33,578,861	58,270,126	68,065,152
ASET/(LIABILITI) SEMASA BERSIH					
		49,117,880	23,311,070	9,581,965	(51,440)
		381,736,184	370,106,051	107,000,210	102,099,973
DIBIAYAI OLEH:					
Modal saham	17	61,600,000	56,000,000	61,600,000	56,000,000
Rizab		278,704,339	273,686,781	32,462,188	36,419,531
Ekuiti para pemegang saham		340,304,339	329,686,781	94,062,188	92,419,531
Kepentingan minoriti		15,538,009	17,106,465	-	-
		355,842,348	346,793,246	94,062,188	92,419,531
Rizab atas penyatuan	8	6,468	-	-	-
Peruntukan perbelanjaan penanaman semula	18	22,502,368	23,312,805	9,553,022	9,680,442
Pinjaman jangka panjang	19	3,385,000	-	3,385,000	-
		25,893,836	23,312,805	12,938,022	9,680,442
		381,736,184	370,106,051	107,000,210	102,099,973

Nota-nota yang disertakan merupakan sebahagian asasi lembaran imbalan ini.

BAGI TAHUN BERAKHIR 31 DISEMBER, 2001

	Nota	Kumpulan		Syarikat	
		2001	2000	2001	2000
		RM	RM	RM	RM
Pendapatan	20	41,241,647	41,625,139	8,272,698	9,956,222
Lain-lain pendapatan kendalian	21	3,460,486	1,276,964	798,853	1,326,897
Kos pekerja		(2,610,492)	(2,271,763)	(625,135)	(483,003)
Susut nilai		(2,583,200)	(3,035,685)	(452,777)	(666,600)
Perbelanjaan ladang		(9,833,313)	(12,504,509)	(1,865,934)	(2,626,061)
Perbelanjaan menuai		(9,606,564)	(7,887,024)	(2,089,024)	(2,061,722)
Perbelanjaan am ladang		(1,772,273)	(1,952,071)	-	-
Lain-lain perbelanjaan kendalian	22	(5,498,700)	(5,939,598)	(941,917)	(794,031)
Keuntungan dari kendalian		12,797,591	9,311,453	3,096,764	4,651,702
(Kos)/pendapatan kewangan, bersih	24	(1,265,757)	1,733,927	(914,476)	3,111,031
Bahagian hasil syarikat-syarikat bersekutu		3,741,388	2,571,836	-	-
Keuntungan sebelum cukai		15,273,222	13,617,216	2,182,288	7,762,733
Cukai	25	(4,768,572)	(3,823,971)	(1,921,290)	(1,155,000)
Keuntungan selepas cukai		10,504,650	9,793,245	260,998	6,607,733
Kepentingan minoriti		(999,189)	240,699	-	-
Keuntungan bersih yang boleh diagihkan kepada para pemegang saham		9,505,461	10,033,944	260,998	6,607,733
Pendapatan sesaham (sen)					
Asas	26	15.4	16.3		

Nota-nota yang disertakan merupakan sebahagian asasi penyata ini.

PENYATA PERUBAHAN DALAM EKUITI

BAGI TAHUN BERAKHIR 31 DISEMBER, 2001

FAR EAST HOLDINGS BERHAD (14809-W)

	Tidak boleh diagih				Boleh diagih		Jumlah
	Modal saham	Premium saham	Rizab terjemahan	Rizab modal	Rizab penilaian semula	Keuntungan terkumpul	
	RM	RM	RM	RM	RM	RM	RM
Kumpulan							
Pada 1 Januari, 2000	56,000,000	933,653	(173,724)	27,417,193	32,101,943	131,627,643	247,906,708
Perbezaan terjemahan matawang	-	-	(2,711,921)	-	-	-	(2,711,921)
Pertambahan dalam rizab penilaian semula	-	-	-	-	76,476,044	-	76,476,044
Stok pembiak dan pergerakan rizab	-	-	-	(1,994)	-	-	(1,994)
Keuntungan dan kerugian bersih tidak diiktiraf dalam penyata pendapatan	-	-	(2,711,921)	(1,994)	76,476,044	-	73,762,129
Keuntungan bersih bagi tahun	-	-	-	-	-	10,033,944	10,033,944
Dividen (Nota 27)	-	-	-	-	-	(2,016,000)	(2,016,000)
Pada 31 Disember, 2000	56,000,000	933,653	(2,885,645)	27,415,199	108,577,987	139,645,587	329,686,781
Pada 1 Januari, 2001	56,000,000	933,653	(2,885,645)	27,415,199	108,577,987	139,645,587	329,686,781
Perbezaan terjemahan matawang	-	-	(582,635)	-	-	-	(582,635)
Pembalikan perbezaan terjemahan matawang	-	-	1,379,675	-	-	-	1,379,675
Pindahan kepada keuntungan terkumpul atas pelupusan subsidiari	-	-	2,088,605	-	-	(2,088,605)	-
Stok pembiak dan pergerakan rizab	-	-	-	315,057	-	-	315,057
Keuntungan dan kerugian bersih tidak diiktiraf dalam penyata pendapatan	-	-	2,885,645	315,057	-	(2,088,605)	1,112,097
Terbitan bonus	5,600,000	-	-	-	-	-	5,600,000
Permodalan untuk terbitan bonus	-	-	-	-	-	(5,600,000)	(5,600,000)
Keuntungan bersih bagi tahun	-	-	-	-	-	9,505,461	9,505,461
Pada 31 Disember, 2001	61,600,000	933,653	-	27,730,256	108,577,987	141,462,443	340,304,339
Syarikat							
Pada 1 Januari, 2000	56,000,000	79,404	-	-	2,842,103	24,676,681	83,598,188
Perbezaan terjemahan matawang	-	-	(1,379,675)	-	-	-	(1,379,675)
Pertambahan dalam rizab penilaian semula	-	-	-	-	5,609,285	-	5,609,285
Keuntungan dan kerugian bersih tidak diiktiraf dalam penyata pendapatan	-	-	(1,379,675)	-	5,609,285	-	4,229,610
Keuntungan bersih bagi tahun	-	-	-	-	-	6,607,733	6,607,733
Dividen (Nota 27)	-	-	-	-	-	(2,016,000)	(2,016,000)
Pada 31 Disember, 2000	56,000,000	79,404	(1,379,675)	-	8,451,388	29,268,414	92,419,531
Pada 1 Januari, 2001	56,000,000	79,404	(1,379,675)	-	8,451,388	29,268,414	92,419,531
Pembalikan perbezaan terjemahan matawang	-	-	1,379,675	-	-	-	1,379,675
Stok pembiak dan pergerakan rizab	-	-	-	1,984	-	-	1,984
Keuntungan bersih tidak diiktiraf dalam penyata pendapatan	-	-	1,379,675	1,984	-	-	1,381,659
Terbitan bonus	5,600,000	-	-	-	-	-	5,600,000
Permodalan untuk terbitan bonus	-	-	-	-	-	(5,600,000)	(5,600,000)
Keuntungan bersih bagi tahun	-	-	-	-	-	260,998	260,998
Pada 31 Disember, 2001	61,600,000	79,404	-	1,984	8,451,388	23,929,412	94,062,188

Nota-nota yang disertakan merupakan sebahagian asasi penyata ini.

BAGI TAHUN BERAKHIR 31 DISEMBER, 2001

	Kumpulan		Syarikat	
	2001	2000	2001	2000
	RM	RM	RM	RM
ALIRAN TUNAI DARIPADA KEGIATAN KENDALIAN				
Keuntungan sebelum cukai	15,273,222	13,617,216	2,182,288	7,762,733
Pelarasan bagi :				
Susut nilai	2,583,200	3,035,685	452,777	666,600
Hapuskira aset tidak ketara	-	148,640	-	-
Pelunasan muhibah	-	4,957	-	-
Peruntukan perbelanjaan penanaman semula	2,316,541	2,808,858	848,920	852,560
Bahagian keuntungan syarikat-syarikat bersekutu	(3,741,388)	(2,571,836)	-	-
Hapuskira hartanah, loji dan peralatan	9,812	306,398	40	44,827
Keuntungan daripada jualan hartanah, loji dan peralatan	(17,999)	(18,634)	-	-
Keuntungan daripada jualan stok pembiak	(76,502)	(132,576)	-	-
Keuntungan daripada pelupusan subsidiari	(2,542,224)	-	-	-
Laba daripada hapuskira pelaburan	(18,683)	-	-	-
Hapuskira hutang lapuk	426,786	181	213,135	-
Hapuskira pelaburan	-	-	6	-
Peruntukan hutang ragu	-	194,395	-	-
Perbelanjaan faedah	1,491,829	2,300,393	1,491,829	1,315,780
Pendapatan dividen	-	-	-	(290,000)
Pendapatan faedah	(184,094)	(4,048,657)	(577,353)	(4,426,811)
Stok pembiak dan pergerakan rizab	-	74,247	-	-
Keuntungan kendalian sebelum perubahan modal kerja	15,520,500	15,719,267	4,611,642	5,925,689
Kurangan/(tambahan) dalam penghutang	981,302	8,057,369	(11,102,323)	7,204,982
Kurangan/(tambahan) dalam inventori	287,456	(795,752)	4,488	(751,384)
Tambahan/(kurangan) dalam terhutang kepada subsidiari-subsidiari	-	-	12,832,157	(9,593,007)
(Kurangan)/tambahan dalam pemiutang	(2,697,201)	425,078	269,634	(1,143,589)
Tunai dihasilkan daripada kendalian	14,092,057	23,405,962	6,615,598	1,642,691
Faedah dibayar	(1,491,829)	(2,300,393)	(1,491,829)	(1,315,780)
Cukai dibayar	(3,309,780)	(10,624,001)	(2,061,291)	(3,200,869)
Tunai bersih dihasilkan daripada/(digunakan dalam) kegiatan kendalian	9,290,448	10,481,568	3,062,478	(2,873,958)
ALIRAN TUNAI DARIPADA KEGIATAN PELABURAN				
Pelupusan subsidiari (Nota 4)	5,156,588	-	-	-
Subsidiari tidak disatukan (Nota 4)	(7,561)	-	-	-
Hasil jualan hartanah, loji dan peralatan	53,503	24,168	-	-
Pembelian hartanah, loji dan peralatan dan perbelanjaan kos pembangunan ladang	(3,979,092)	(13,702,936)	(891,060)	(4,605,325)
Faedah dibayar atas kos pembangunan ladang	(144,075)	(243,921)	-	-
Hasil jualan stok pembiak	76,502	132,928	-	-
Pembelian stok pembiak	(154,475)	(215,267)	(76,611)	(82,339)
Perbelanjaan penanaman semula	(3,126,978)	(2,251,944)	(976,340)	(615,076)
Faedah diterima	184,094	268,611	577,353	646,765
Hasil pelupusan subsidiari	-	-	5,250,000	-
Dividen diterima daripada syarikat bersekutu	-	290,000	-	290,000
Tunai bersih (digunakan dalam)/dihasilkan daripada kegiatan pelaburan	(1,941,494)	(15,698,361)	3,883,342	(4,365,975)

PENYATA ALIRAN TUNAI

BAGI TAHUN BERAKHIR 31 DISEMBER, 2001 (SAMBUNGAN)

FAR EAST HOLDINGS BERHAD (14809-W)

	Kumpulan		Syarikat	
	2001	2000	2001	2000
	RM	RM	RM	RM
ALIRAN TUNAI DARIPADA KEGIATAN PEMBIAYAAN				
Penerimaan pinjaman berjangka	7,750,000	3,000,000	7,750,000	3,000,000
Pembayaran semula pinjaman berjangka	(595,000)	(5,000,000)	(595,000)	-
Dividen dibayar	(2,016,000)	(4,032,000)	(2,016,000)	(4,032,000)
Tunai bersih dihasilkan daripada/(digunakan dalam) kegiatan pembiayaan	5,139,000	(6,032,000)	5,139,000	(1,032,000)
TAMBAHAN/(KURANGAN) BERSIH DALAM TUNAI DAN KESETARAAN TUNAI	12,487,954	(11,248,793)	12,084,820	(8,271,933)
KESAN PERUBAHAN DALAM KADAR PERTUKARAN	-	(9,762)	-	-
TUNAI DAN KESETARAAN TUNAI PADA AWAL TAHUN	(13,391,902)	(2,133,347)	(14,342,330)	(6,070,397)
TUNAI DAN KESETARAAN TUNAI PADA AKHIR TAHUN	(903,948)	(13,391,902)	(2,257,510)	(14,342,330)
Tunai dan kesetaraan tunai terdiri daripada:				
Wang tunai dan baki di bank	4,119,295	4,676,534	2,765,733	3,726,106
Overdraf bank (Nota 14)	(5,023,243)	(18,068,436)	(5,023,243)	(18,068,436)
	(903,948)	(13,391,902)	(2,257,510)	(14,342,330)

Nota-nota yang disertakan merupakan sebahagian asasi penyata ini.

1. KEGIATAN - KEGIATAN UTAMA DAN MAKLUMAT AM

Kegiatan-kegiatan utama Syarikat adalah sebagai pegangan pelaburan dan perladangan tanaman kelapa sawit. Kegiatan utama subsidiari-subsidiari dinyatakan di Nota 4. Tidak ada sebarang perubahan penting dalam jenis kegiatan-kegiatan ini di sepanjang tahun kewangan.

Syarikat adalah syarikat awam liabiliti terhad yang diperbadankan dan bermastautin di Malaysia dan disenaraikan di Papan Utama Bursa Saham Kuala Lumpur. Pejabat berdaftar Syarikat terletak di Tingkat 8, Kompleks Teruntum, Jalan Mahkota, 25000 Kuantan, Pahang Darul Makmur.

Bilangan kakitangan dalam Kumpulan dan Syarikat pada akhir tahun kewangan masing-masing adalah seramai 112 (2000 : 115) dan 56 (2000 : 57) orang.

2. DASAR-DASAR PERAKAUNAN PENTING

(a) Asas Perakaunan

Penyata kewangan telah disediakan menurut kelaziman kos sejarah melainkan sebaliknya ditunjuk di dalam dasar-dasar perakaunan di bawah dan mematuhi peruntukan Akta Syarikat, 1965 dan piawaian perakaunan berkenaan yang diluluskan di Malaysia.

MASB 19: Kejadian Selepas Tarikh Lembaran Imbangan telah diterima pakai sebelum tarikh ianya berkuatkuasa. Penerimaan pakai piawaian tersebut pada peringkat awal tidak mengakibatkan sebarang pelarasan kepada penyata kewangan yang terdahulu.

(b) Asas Penyatuan

Penyata kewangan disatukan termasuk penyata kewangan Syarikat dan kesemua subsidiarinya. Subsidiari-subsidiari adalah syarikat-syarikat di mana Kumpulan mempunyai kuasa untuk melaksanakan kawalan terhadap polisi-polisi kewangan dan operasi untuk memperolehi manfaat daripada aktiviti-aktiviti syarikat-syarikat tersebut. Syarikat-syarikat yang diambilalih atau dilupuskan diambilkira dalam penyata kewangan disatukan daripada tarikh pengambilalihan atau tarikh pelupusan. Subsidiari-subsidiari disatukan menggunakan kaedah perakaunan pengambilan.

Urus niaga, baki dan hasil laba belum direalisasikan di antara syarikat telah dihapuskan semasa penyatuan dan penyata kewangan disatukan hanya mencerminkan urus niaga dengan pihak ketiga sahaja. Kerugian belum direalisasikan telah dihapuskan semasa penyatuan melainkan kos tersebut tidak dapat dipulihkan.

Perbezaan di antara kos pengambilalihan dengan nilai saksama bahagian aset bersih Kumpulan atas subsidiari yang diambilalih pada tarikh pengambilalihan dimasukkan dalam lembaran imbangan disatukan sebagai muhibah atau rizab atas penyatuan dan dilunaskan atau dikreditkan kepada penyata pendapatan sepanjang tempoh 25 tahun. Muhibah atas penyatuan dikaji semula pada setiap tarikh lembaran imbangan dan dikurangkan nilai untuk rosotnilai di mana perlu.

Laba atau kerugian atas pelupusan subsidiari adalah perbezaan di antara penerimaan pelupusan bersih dengan bahagian Kumpulan dalam aset bersih berserta dengan sebarang baki muhibah yang belum dilunaskan dan perbezaan pertukaran yang tidak diiktiraf sebelumnya dalam penyata pendapatan disatukan.

(c) Syarikat-syarikat Bersekutu

Kumpulan menganggap syarikat-syarikat bersekutu sebagai syarikat-syarikat di mana Kumpulan mempunyai kepentingan ekuiti jangka panjang dan di mana ia melaksanakan pengaruh penting terhadap polisi-polisi kewangan dan operasi.

Pelaburan dalam syarikat bersekutu diambilkira dalam penyata kewangan disatukan menggunakan kaedah perakaunan ekuiti berdasarkan penyata kewangan syarikat bersekutu yang telah diaudit atau pengurusan.

Bahagian Kumpulan dalam keuntungan selepas pengambilalihan setelah ditolak kerugian syarikat-syarikat bersekutu diambilkira dalam penyata pendapatan disatukan dan kepentingan Kumpulan dalam syarikat-syarikat bersekutu dinyatakan pada kos dicampur bahagian Kumpulan dalam keuntungan atau kerugian terkumpul selepas pengambilalihan dan rizab.

Laba belum direalisasikan dalam urus niaga antara Kumpulan dan syarikat-syarikat bersekutu telah dihapuskan sehingga tahap kepentingan Kumpulan dalam syarikat bersekutu tersebut. Kerugian belum direalisasikan telah dihapuskan melainkan kos tidak dapat dipulihkan.

2. DASAR-DASAR PERAKAUNAN PENTING (SAMBUNGAN)

Perbezaan antara harga belian dan nilai saksama aset bersih yang diambilalih ditunjukkan sebagai muhibah atau rizab atas pengambilalihan dan dilunaskan atau dikreditkan kepada penyata pendapatan sepanjang tempoh 25 tahun. Muhibah atas pengambilalihan dikaji semula pada setiap tarikh lembaran imbangan dan dikurang nilai untuk rosotnilai di mana perlu.

(d) Pertukaran dan Terjemahan Matawang

Urusniaga dalam matawang asing ditukar kepada Ringgit Malaysia pada kadar pertukaran yang berkuatkuasa pada tarikh urusniaga. Aset dan liabiliti dalam matawang asing yang bersifat kewangan pada tarikh lembaran imbangan diterjemahkan kepada Ringgit Malaysia pada kadar pertukaran yang berkuatkuasa pada tarikh tersebut. Semua perbezaan pertukaran dihantar ke penyata pendapatan kecuali perbezaan yang timbul daripada item yang bersifat kewangan yang, pada zahirnya, membentuk sebahagian daripada pelaburan bersih di dalam subsidiari asing di mana ia akan dihantar ke rizab.

Penyata kewangan subsidiari asing yang disatukan diterjemahkan kepada Ringgit Malaysia kadar pertukaran yang berkuatkuasa pada tarikh lembaran imbangan berhubung lembaran imbangan, dan pada kadar pertukaran yang berkuatkuasa pada tarikh urusniaga berhubung penyata pendapatan. Laba atau rugi yang timbul daripada terjemahan kepada Ringgit Malaysia dihantar ke rizab terjemahan. Muhibah yang timbul daripada pengambilalihan subsidiari asing diterjemahkan pada kadar pertukaran yang berkuatkuasa pada tarikh urusniaga tersebut. Semua perbezaan pertukaran akan dihantar ke penyata pendapatan pada masa pelupusan pelaburan dalam subsidiari.

Pada tahun lepas, kadar pertukaran Rupiah yang berkuatkuasa pada tarikh lembaran imbangan yang digunakan adalah 100 Rupiah : RM0.0395.

(e) Hartanah, Loji dan Peralatan dan Susutnilai

Hartanah, loji dan peralatan dinyatakan pada kos atau penilaian setelah ditolak susutnilai terkumpul. Penilaian semula dibuat sekurang-kurangnya satu kali setiap lima tahun oleh penilai bebas berdasarkan nilai pasaran terbuka. Sebarang pertambahan dari penilaian dikreditkan kepada ekuiti sebagai lebihan penilaian semula; sebarang pengurangan akan diselaraskan dengan pertambahan dari penilaian awal bagi hartabenda yang sama dan selebihnya dikenakan kepada penyata pendapatan. Apabila aset-aset yang dinilai semula dilupuskan, jumlah dalam rizab penilaian semula yang berkaitan dengan aset-aset tersebut dipindahkan seterusnya ke keuntungan terkumpul. Tanah pegang pajak jangka panjang, kerja dalam proses, ladang matang dan belum matang tidak disusutnilai. Tanah pegang pajak jangka panjang akan disusutnilai apabila tempoh pajakannya menjangkau lima puluh tahun. Susutnilai bagi lain-lain hartanah, loji dan peralatan diperuntukkan mengikut kaedah garis lurus supaya menghapuskirakan kos setiap aset kepada nilai sisa sepanjang anggaran hayat kegunaan seperti pada kadar tahunan berikut:

Bangunan	2% - 20%
Loji dan mesin	10% - 20%
Perabut dan kelengkapan	10% - 15%
Kenderaan	20%
Lain-lain peralatan	5% - 25%

(f) Perbelanjaan Penanaman Ladang-ladang

Perbelanjaan penanaman bagi kelapa sawit belum matang dipermodalkan sebagai kos penanaman belum matang dan dinyatakan sebagai hartanah, loji dan peralatan. Semua perbelanjaan penanaman berkaitan dengan ladang kelapa sawit baru, yang matang dalam setengah tahun pertama, diambilkira sebagai perbelanjaan di penyata pendapatan. Perbelanjaan penanaman berkaitan dengan ladang kelapa sawit baru, yang matang dalam setengah tahun kedua, akan dipermodalkan.

(g) Peruntukan Perbelanjaan Penanaman Semula

Ini merupakan peruntukan perbelanjaan penanaman semula ladang kelapa sawit dan diperuntukkan apabila penanaman tersebut menjangkau tempoh penanaman 15 tahun. Jumlah yang diperuntukkan adalah berdasarkan anggaran perbelanjaan penanaman semula sebanyak RM5,870 sehektar dan bergantung kepada jadual penanaman semula yang dianggarkan untuk setiap ladang kelapa sawit. Jumlah peruntukan bagi perbelanjaan penanaman semula untuk tahun semasa diambilkira dalam penyata pendapatan. Sebarang perbelanjaan penanaman semula akan dikenakan dalam akaun peruntukan ini.

(h) Inventori

Inventori dinyatakan pada harga terendah di antara kos (ditentukan pada asas masuk dahulu, keluar dahulu) dan nilai pasaran bersih.

2. DASAR-DASAR PERAKAUNAN PENTING (SAMBUNGAN)**(i) Stok Pembiak**

Stok pembiak dinilai pada nilai jualan bersih semasa. Kenaikan semulajadi akibat daripada penilaian stok pembiak pada nilai jualan bersih semasa dipindah ke rizab modal.

(j) Cukai Tertunda

Cukai tertunda diperuntukkan menurut kaedah liabiliti untuk semua perbezaan masa yang penting kecuali di mana terdapat bukti yang munasabah bahawa perbezaan masa ini tidak akan berbalik pada masa hadapan.

(k) Permodalan Faedah

Faedah atas pinjaman berkaitan dengan kos penanaman baru dipermodalkan sehingga tanaman tersebut matang.

(l) Pelaburan

Pelaburan dalam subsidiari-subsidiari, syarikat-syarikat bersekutu dan lain-lain pelaburan tak semasa dinyatakan pada kos ditolak sebarang peruntukan rosotnilai kekal. Peruntukan tersebut dibuat apabila terdapat pengurangan selain daripada nilai pelaburan yang sementara dan diiktiraf sebagai perbelanjaan dalam masa pengurangan tersebut berlaku. Semasa pelupusan pelaburan, perbezaan di antara perolehan bersih daripada pelupusan dan jumlah yang dibawa dikenakan atau dikreditkan ke penyata pendapatan.

(m) Pengiktirafan Pendapatan

Pendapatan daripada jualan buah tandan segar diiktiraf apabila barangan tersebut dihantar. Pendapatan faedah diiktiraf berdasarkan asas akrual.

(n) Penghutang Perdagangan dan Lain-lain Penghutang

Penghutang perdagangan dan lain-lain penghutang dibawa pada nilai yang dijangka boleh direalisasikan. Hutang lapuk dihapuskan apabila dikenalpasti. Anggaran dibuat bagi hutang ragu setelah pengulasan ke atas baki yang belum dijelaskan pada tarikh lembaran imbalan.

(o) Tunai dan Kesetaraan Tunai

Tunai dan kesetaraan tunai termasuk tunai di tangan dan di bank dan deposit tetap, ditolak overdraf bank tidak berbayar.

- 31 DISEMBER, 2001

3. HARTANAH, LOJI DAN PERALATAN

	Tanah pegang pajak jangka panjang, ladang matang dan belum matang dan kebun	Bangunan	Loji dan mesin	Lain-lain aset*	Jumlah
	RM	RM	RM	RM	RM
Kumpulan					
Kos/Penilaian					
Pada 1 Januari, 2001	302,000,487	10,955,799	2,198,386	13,256,675	328,411,347
Tambahan	3,311,515	59,453	77,546	674,653	4,123,167
Pelupusan	-	-	-	(320,003)	(320,003)
Hapuskira	-	-	(16,864)	(185,625)	(202,489)
Pindahan	(1,860)	(80,023)	865,106	(783,223)	-
Perbezaan terjemahan	(2,771,905)	(31,057)	(22,369)	(245,489)	(3,070,820)
Tidak disatukan/ pelupusan subsidiari	(15,483,741)	(163,664)	(117,880)	(1,314,507)	(17,079,792)
Pada 31 Disember, 2001	287,054,496	10,740,508	2,983,925	11,082,481	311,861,410
Mewakili:					
Pada kos	3,333,635	10,740,508	2,983,925	11,082,481	28,140,549
Pada penilaian	283,720,861	-	-	-	283,720,861
	287,054,496	10,740,508	2,983,925	11,082,481	311,861,410
Susutnilai Berkumpul					
Pada 1 Januari, 2001	-	6,096,030	1,409,010	7,766,382	15,271,422
Dikenakan bagi tahun	-	970,094	273,919	1,339,187	2,583,200
Pelupusan	-	-	-	(284,499)	(284,499)
Hapuskira	-	-	(16,852)	(175,825)	(192,677)
Pindahan	-	(32,130)	654,394	(622,264)	-
Perbezaan terjemahan	-	(2,877)	(10,331)	(64,824)	(78,032)
Tidak disatukan/ pelupusan subsidiari	-	(19,256)	(67,678)	(388,061)	(474,995)
Pada 31 Disember, 2001	-	7,011,861	2,242,462	7,570,096	16,824,419
Nilai Buku Bersih					
Pada 31 Disember, 2001					
Pada kos	3,333,635	3,728,647	741,463	3,512,385	11,316,130
Pada penilaian	283,720,861	-	-	-	283,720,861
	287,054,496	3,728,647	741,463	3,512,385	295,036,991
Pada 31 Disember, 2000					
Pada kos	18,279,626	4,859,769	789,376	5,490,293	29,419,064
Pada penilaian	283,720,861	-	-	-	283,720,861
	302,000,487	4,859,769	789,376	5,490,293	313,139,925
Susutnilai dikenakan bagi tahun 2000	-	1,015,594	231,178	1,788,913	3,035,685

- 31 DISEMBER, 2001

3. HARTANAH, LOJI DAN PERALATAN (SAMBUNGAN)

	Tanah pegang pajak jangka panjang, ladang matang dan belum matang dan kebun	Bangunan	Loji dan mesin	Lain-lain aset*	Jumlah
	RM	RM	RM	RM	RM
Syarikat					
Kos/Penilaian					
Pada 1 Januari, 2001	57,690,585	2,510,312	894,775	3,530,668	64,626,340
Tambahan	456,391	50,453	3	384,213	891,060
Hapuskira	-	-	(15,246)	(116,090)	(131,336)
Pindahan	-	83,596	94,899	(178,495)	-
Pada 31 Disember, 2001	58,146,976	2,644,361	974,431	3,620,296	65,386,064
Mewakili:					
Pada kos	4,603,139	2,644,361	974,431	3,620,296	11,842,227
Pada penilaian	53,543,837	-	-	-	53,543,837
	58,146,976	2,644,361	974,431	3,620,296	65,386,064
Susutnilai Berkumpul					
Pada 1 Januari, 2001	-	1,822,254	846,644	2,707,722	5,376,620
Dikenakan bagi tahun	-	162,579	34,812	255,386	452,777
Hapuskira	-	-	(15,237)	(116,059)	(131,296)
Pindahan	-	68,020	90,798	(158,818)	-
Pada 31 Disember, 2001	-	2,052,853	957,017	2,688,231	5,698,101
Nilai Buku Bersih					
Pada 31 Disember, 2001					
Pada kos	4,603,139	591,508	17,414	932,065	6,144,126
Pada penilaian	53,543,837	-	-	-	53,543,837
	58,146,976	591,508	17,414	932,065	59,687,963
Pada 31 Disember, 2000					
Pada kos	4,146,748	688,058	48,131	822,946	5,705,883
Pada penilaian	53,543,837	-	-	-	53,543,837
	57,690,585	688,058	48,131	822,946	59,249,720
Susutnilai dikenakan bagi tahun 2000	-	181,208	90,574	394,818	666,600

* Lain-lain aset meliputi perabot dan kelengkapan, kenderaan, lain-lain peralatan dan kerja dalam proses.

- (a) Termasuk dalam kos ladang matang dan belum matang sebuah subsidiari adalah kos pinjaman atas kemudahan 'Al-Bai Bithaman Ajil' dan faedah pinjaman berjangka sebanyak Tiada (2000 : RM83,388) dan RM144,075 (2000 : RM160,533) masing-masing yang telah dipermudahkan dalam tahun kewangan.
- (b) Termasuk dalam hartanah, loji dan peralatan Kumpulan dan Syarikat adalah kos hartanah, loji dan peralatan yang telah disusutnilai sepenuhnya tetapi masih digunakan berjumlah RM7,379,298 (2000 : RM5,136,487) dan RM4,140,098 (2000 : RM2,655,750) masing-masing.

- 31 DISEMBER, 2001

3. HARTANAH, LOJI DAN PERALATAN (SAMBUNGAN)

- (c) Butiran lanjut mengenai penilaian profesional bebas bagi tanah pegang pajak jangka panjang, ladang matang dan belum matang kepunyaan Kumpulan pada 31 Disember, 2001 adalah seperti berikut:

Tahun Penilaian	Keterangan Hartanah	Jumlah	Asas Penilaian
		RM	
1990	Tanah pegang pajak jangka panjang, ladang matang dan belum matang	114,917,415	Nilai pasaran terbuka
1995	Tanah pegang pajak jangka panjang, ladang matang dan belum matang	148,777,742	Nilai pasaran terbuka
2000	Tanah pegang pajak jangka panjang, ladang matang dan belum matang	283,720,861	Nilai pasaran terbuka

- (d) Kos sejarah bagi tanah pegang pajak jangka panjang, ladang matang dan belum matang yang telah dinilai semula tidak dinyatakan kerana ketiadaan rekod-rekod lama.

4. SUBSIDIARI-SUBSIDIARI

	Kumpulan		Syarikat	
	2001	2000	2001	2000
	RM	RM	RM	RM
Saham tidak disebut harga, pada kos	-	-	28,199,347	33,449,353
Subsidiari yang tidak disatukan	1,129,075	-	-	-
Peruntukan rosotnilai	-	-	(299,999)	(299,999)
	1,129,075	-	27,899,348	33,149,354

- (a) Butiran subsidiari-subsidiari adalah seperti berikut:

Nama Syarikat	Tempat Diperbadankan	Kepentingan Berkesan (%)		Kegiatan Utama
		2001	2000	
Dawn Oil Palm Plantations Sdn. Bhd.	Malaysia	100	100	Perladangan kelapa sawit
B.S. Oil Palm Plantations Sdn. Bhd.	Malaysia	100	100	Perladangan kelapa sawit
Kampong Aur Oil Palm Company (Sdn.) Berhad	Malaysia	83	83	Perladangan kelapa sawit
*Madah Perkasa Sdn. Bhd.	Malaysia	83	83	Perladangan kelapa sawit
**PT Berkat Sawit Sejati	Indonesia	-	70	Perladangan kelapa sawit
Inai Prisma Sdn. Bhd.	Malaysia	100	100	Penasihat perladangan
#ESDigital Centre Sdn. Bhd.	Malaysia	-	100	Tidak aktif
#Teroka Bahagia Sdn. Bhd.	Malaysia	-	100	Tidak aktif
#Uniprudent Asset Sdn. Bhd.	Malaysia	-	100	Tidak aktif
***Gem Asia Sdn. Bhd.	Malaysia	100	100	Berhenti operasi

* Subsidiari Kampong Aur Oil Palm Company (Sdn.) Berhad.

** Diaudit oleh juruaudit yang bergabung dengan Hanafiah Raslan & Mohamad, Malaysia.

*** Diaudit oleh firma audit yang lain.

Pemotongan nama oleh Pendaftar Syarikat dalam tahun.

4. SUBSIDIARI-SUBSIDIARI (SAMBUNGAN)

- (b) Dalam tahun, hasil dari kendalian dan aset bersih sebuah subsidiari, Inai Prisma Sdn. Bhd. (IPSB) tidak disatukan dengan Syarikat sebab IPSB telah diletakkan di bawah perintah penggulungan oleh Mahkamah Tinggi Malaya, Kuantan, Pahang Darul Makmur dan Kumpulan secara langsungnya kehilangan kawalan pengurusan ke atas urusan IPSB. IPSB yang terutamanya terlibat sebagai penasihat perladangan telah memberhentikan operasinya dalam tahun. Selepas ini, kos pelaburan dalam IPSB telah dinyatakan pada nilai dibawa.

Perintah penggulungan telah dibuat terhadap IPSB pada 4 Julai, 2000 oleh pemiutangnya. Tetapi, perintah penggulungan ini hanya dimaklumkan kepada IPSB pada 29 Jun, 2001 oleh firma guaman melalui carian penggulungan untuk ESOS Syarikat.

Penerima rasmi Pejabat Pemegang Harta Pahang telah dilantik sebagai likuidator. Namun begitu, IPSB telah memohon permohonan penggantungan prosiding penggulungan.

Kesan ketakpenyatuan ke atas hasil kewangan Kumpulan sehingga tarikh kehilangan kawalan pengurusan adalah seperti berikut:

	Tempoh kewangan berakhir 29.06.2001	Tahun kewangan berakhir 31.12.2000
	RM	RM
Pendapatan	407,887	926,750
Kos kendalian	(424,658)	(482,602)
(Kerugian)/keuntungan dari kendalian	(16,771)	444,148
Lain-lain pendapatan	-	8,694
(Kerugian)/keuntungan sebelum cukai	(16,771)	452,842
Cukai	(2,777)	(129,000)
(Kerugian)/keuntungan selepas cukai	(19,548)	323,842

Kesan ketakpenyatuan Inai Prisma Sdn. Bhd. ke atas kedudukan kewangan Kumpulan adalah seperti berikut:

	29.06.2001	31.12.2000
	RM	RM
Aset bersih tidal disatukan:		
Wang tunai dan baki di bank	7,561	9,567
Lain-lain penghutang	237,237	3,908
Terhutang oleh syarikat-syarikat berkaitan	2,351,486	2,050,719
Lain-lain pemiutang	(92,861)	(429,500)
Terhutang kepada syarikat-syarikat berkaitan	(1,384,914)	(460,820)
Cukai	-	(39,000)
Hartanah, loji dan peralatan	10,566	13,749
Aset bersih	1,129,075	1,148,623
Kos pelaburan	(200,000)	
Pindahan ke kos pelaburan	929,075	(929,075)
Tolak : Wang tunai dan baki di bank	(7,561)	
Tunai bersih daripada subsidiari tidak disatukan	(7,561)	

- 31 DISEMBER, 2001

4. SUBSIDIARI-SUBSIDIARI (SAMBUNGAN)

- (c) Pada 25 Jun, 2001, Syarikat telah melupuskan kesemua kepentingan ekuiti dalam sebuah subsidiari, PT Berkat Sawit Sejati kepada pemegang saham korporatnya, Perbadanan Kemajuan Negeri Pahang (PKNP) pada harga balasan sebanyak RM5,250,000 seperti dinyatakan di Nota 30(b).

Kesan pelupusan ke atas hasil kewangan Kumpulan sehingga tarikh pelupusan adalah seperti berikut:

	Tempoh kewangan berakhir 25.06.2001	Tahun kewangan berakhir 31.12.2000
	RM	RM
Pendapatan	-	-
Kos kendalian	(100,059)	(199,067)
Kerugian dari kendalian	(100,059)	(199,067)
Lain-lain pendapatan	-	7,633
Kerugian sebelum cukai	(100,059)	(191,434)
Cukai	-	-
Kerugian selepas cukai	(100,059)	(191,434)

Kesan pelupusan PT Berkat Sawit Sejati ke atas kedudukan kewangan Kumpulan adalah seperti berikut:

	25.06.2001	31.12.2000
	RM	RM
Aset bersih dilupuskan		
Wang tunai dan baki di bank	93,412	34,275
Penghutang perdagangan	-	7,539
Lain-lain penghutang	38,532	39,756
Inventori	892,373	1,054,870
Hartanah, loji dan peralatan	16,594,231	18,660,752
Pemiutang perdagangan	(269,965)	(191,882)
Lain-lain pemiutang	(167,328)	(1,069,187)
Terhutang kepada syarikat-syarikat berkaitan	(12,739,702)	(13,179,399)
Kepentingan minoriti	(1,847,797)	(2,110,292)
Muhibah atas penyatuan	114,020	114,020
Aset bersih	2,707,776	3,360,452
Keuntungan daripada pelupusan	2,542,224	
Harga jualan	5,250,000	
Tolak : Wang tunai dan baki di bank	(93,412)	
Tunai bersih daripada pelupusan subsidiari	5,156,588	

5. SYARIKAT-SYARIKAT BERSEKUTU

	Kumpulan		Syarikat	
	2001	2000	2001	2000
	RM	RM	RM	RM
Saham tidak disebut harga, pada kos	16,330,624	16,330,624	8,500,000	8,500,000
Bahagian Kumpulan dalam rizab selepas pengambilalihan	18,012,308	15,577,458	-	-
	34,342,932	31,908,082	8,500,000	8,500,000
Diwakili oleh:				
Pembahagian aset bersih	32,862,917	30,323,715		
Rizab atas pengambilalihan	1,480,015	1,584,367		
	34,342,932	31,908,082		

Syarikat-syarikat bersekutu adalah :

Nama Syarikat	Tempat Diperbadankan	Kepentingan Berkesan (%)	Tahun Kewangan Berakhir	Kegiatan Utama	
		2001	2000		
*Prosper Palm Oil Mill Sdn. Bhd.	Malaysia	#25.5	#25.5	31 Disember	Kilang sawit
*Kilang Kosfarm Sdn. Bhd.	Malaysia	29.0	29.0	31 Disember	Kilang sawit
*Business & Budget Hotel (Kuantan) Sdn. Bhd.	Malaysia	35.0	35.0	30 Jun	Perhotelan

Ekuiti adalah dipegang melalui subsidiari-subsidiari.

* Diaudit oleh firma-firma audit yang lain.

6. LAIN-LAIN PELABURAN

	Kumpulan & Syarikat	
	2001	2000
	RM	RM
Saham tidak disebut harga, pada kos	1,170,000	1,170,000

7. STOK PEMBIAK

	Kumpulan		Syarikat	
	2001	2000	2001	2000
	RM	RM	RM	RM
Pada nilai jualan bersih semasa	939,306	469,422	160,934	82,339

- 31 DISEMBER, 2001

8. MUHIBAH/(RIZAB) ATAS PENYATUAN

	Kumpulan	
	2001	2000
	RM	RM
Pada 1 Januari	117,466	117,466
Pelunasan terkumpul	(9,914)	(9,914)
Pelupusan subsidiari - PT Berkat Sawit Sejati	107,552 (114,020)	107,552 -
Pada 31 Disember	(6,468)	107,552

9. INVENTORI

	Kumpulan		Syarikat	
	2001	2000	2001	2000
	RM	RM	RM	RM
Pada kos:				
Baja	114,929	220,346	59,901	11,844
Bahan kimia	28,590	34,930	11,597	15,607
Petrol dan minyak pelincir	28,896	31,268	6,504	6,117
Tapak semaian	705,362	1,725,940	705,362	751,775
Alat-alat gantian	286,118	331,240	116,590	119,099
	1,163,895	2,343,724	899,954	904,442

10. PENGHUTANG PERDAGANGAN

Termasuk dalam penghutang perdagangan bagi Kumpulan dan Syarikat adalah jumlah terhutang oleh syarikat-syarikat bersekutu berjumlah RM1,709,918 (2000 : RM1,393,450) dan RM1,256,553 (2000 : RM1,033,052) masing-masing.

11. LAIN-LAIN PENGHUTANG

	Kumpulan		Syarikat	
	2001	2000	2001	2000
	RM	RM	RM	RM
Lain-lain penghutang	59,167,820	47,910,494	56,721,702	44,512,100
Peruntukan hutang ragu	(283,938)	(283,938)	(89,543)	(89,543)
	58,883,882	47,626,556	56,632,159	44,422,557

11. LAIN-LAIN PENGHUTANG (SAMBUNGAN)

Termasuk dalam lain-lain penghutang Kumpulan dan Syarikat adalah:

- (a) jumlah terhutang oleh pemegang saham korporatnya, Perbadanan Kemajuan Negeri Pahang (PKNP) dan Pascorp Holdings Sdn. Bhd., sebuah subsidiari milik penuh PKNP, berjumlah RM39,796,559 (2000 : RM39,879,212), terdiri daripada deposit dan faedah yang terakru menurut syarat-syarat perjanjian 'Call Option' berkaitan dengan pembelian tanah dan pegangan saham, dan hasil daripada pelupusan subsidiari, PT Berkat Sawit Sejati, disebabkan oleh pembatalan Perjanjian Novasi dan Perjanjian Novasi Tambahan dengan PKNP dan PT Berkat Sawit Sentosa.
- (b) jumlah terhutang oleh PT Berkat Sawit Sejati yang merupakan pendahuluan bagi tujuan modal kerja berjumlah RM11,652,772 (2000 : Tiada).
- (c) deposit dibayar kepada pemegang saham korporat berjumlah RM4,000,000 (2000 : RM4,000,000) berkaitan dengan pembelian tanah pertanian.
- (d) penyelesaian jumlah terhutang kepada pemegang saham korporatnya sebanyak Tiada (2000 : RM887,500).
- (e) jumlah RM1,250,565 (2000 : RM1,778,333) bagi Kumpulan dan RM525,001 (2000 : RM385,000) bagi Syarikat, yang merupakan lebihan pembayaran cukai.

12. TERHUTANG OLEH SUBSIDIARI-SUBSIDIARI

Jumlah terhutang oleh subsidiari-subsidiari adalah tidak bercagar, dikenakan faedah sebanyak 9.7% (2000 : 9.7% to 10.0%) setahun dan tiada syarat pembayaran yang tetap.

13. WANG TUNAI DAN BAKI DI BANK

	Kumpulan		Syarikat	
	2001	2000	2001	2000
	RM	RM	RM	RM
Tunai di tangan dan di bank	2,065,156	752,973	971,594	203,545
Deposit dengan:				
bank-bank berlesen	1,194,139	2,622,561	1,194,139	2,622,561
syarikat-syarikat kewangan berlesen	860,000	1,301,000	600,000	900,000
	4,119,295	4,676,534	2,765,733	3,726,106

14. PINJAMAN JANGKA PENDEK

	Kumpulan		Syarikat	
	2001	2000	2001	2000
	RM	RM	RM	RM
Bercagar:				
Overdraf bank	5,023,243	18,068,436	5,023,243	18,068,436
Kredit berpusing	5,750,000	3,000,000	5,750,000	3,000,000
Pinjaman berjangka, hutang dalam tempoh 12 bulan (Nota 19)	1,020,000	-	1,020,000	-
	11,793,243	21,068,436	11,793,243	21,068,436

- 31 DISEMBER, 2001

14. PINJAMAN JANGKA PENDEK (SAMBUNGAN)

Overdraft bank dan kredit pusingan adalah dicagar oleh 'negative pledge' ke atas aset Syarikat dan dikenakan faedah pada kadar 5.25% hingga 8.80% (2000 : 5.45% hingga 8.80%) setahun.

15. LAIN-LAIN PEMIUTANG

Pada tahun lepas, termasuk dalam lain-lain pemiutang bagi Kumpulan adalah pendahuluan berjumlah RM3,928,083 yang diberikan kepada sebuah subsidiari oleh pemegang sahamnya, PT Berkat Sawit Sentosa, dan dikenakan faedah pada kadar 10% setahun.

16. TERHUTANG KEPADA SYARIKAT-SYARIKAT BERKAITAN

	Kumpulan		Syarikat	
	2001	2000	2001	2000
	RM	RM	RM	RM
Terhutang kepada subsidiari-subsidiari	-	-	43,762,618	42,536,085
Terhutang kepada subsidiari yang tidak disatukan	2,351,486	-	-	-
	2,351,486	-	43,762,618	42,536,085

Jumlah terhutang kepada syarikat-syarikat berkaitan adalah tidak bercagar, tidak dikenakan faedah dan tiada syarat pembayaran yang tetap.

17. MODAL SAHAM

	Bilangan Saham Biasa RM1 Setiap Satu		Jumlah	
	2001	2000	2001	2000
			RM	RM
Dibenarkan	500,000,000	500,000,000	500,000,000	500,000,000
Diterbitkan dan dibayar penuh:				
Pada 1 Januari	56,000,000	56,000,000	56,000,000	56,000,000
Terbitan bonus	5,600,000	-	5,600,000	-
Pada 31 Disember	61,600,000	56,000,000	61,600,000	56,000,000

- (a) Pada Mesyuarat Agung Luarbiasa yang diadakan pada 25 Jun, 2001, pemegang-pemegang saham Syarikat telah meluluskan terbitan bonus sebanyak 5,600,000 saham biasa baru RM1 setiap satu kepada pemegang-pemegang saham Syarikat berasaskan satu saham baru untuk sepuluh saham sediaada. Terbitan bonus ini telah diterbit pada 8 Ogos, 2001.
- (b) Skim Opsyen Saham Pekerja (ESOS) Syarikat adalah diikat oleh undang-undang kecil yang telah diluluskan oleh para pemegang saham pada Mesyuarat Agung Luarbiasa pada 29 Disember, 2001.

Ciri-ciri utama ESOS adalah seperti berikut:

- (i) Mereka yang layak adalah kakitangan Kumpulan (tidak termasuk pengarah eksekutif) yang telah disahkan perjawatan pekerjaan oleh Kumpulan dan telah berkhidmat sekurang-kurangnya satu tahun daripada tarikh penawaran. Kelayakan untuk mengambil bahagian dalam ESOS tertakluk kepada pertimbangan Jawatankuasa Opsyen yang dilantik oleh Lembaga Pengarah.

17. MODAL SAHAM (SAMBUNGAN)

- (ii) Jumlah saham-saham yang akan ditawarkan dalam agregat tidak melebihi 10% daripada modal saham yang diterbitkan oleh Syarikat pada bila-bila masa sepanjang tempoh ESOS, di mana akan berkuatkuasa bagi tempoh lima tahun daripada tarikh penerimaan kelulusan yang terakhir.
- (iii) Harga opsyen bagi setiap saham adalah purata harga pasaran saham Syarikat yang ditunjuk dalam senarai rasmi harian yang dikeluarkan oleh Bursa Saham Kuala Lumpur untuk lima hari urusniaga sebelum tarikh penawaran tersebut dibuat atau pada nilai tara saham Syarikat pada RM1, yang mana lebih tinggi.
- (iv) Tawaran tidak akan dibuat untuk kurang daripada 1,000 saham atau melebihi peruntukan maksimum saham yang diperuntukkan kepada kakitangan yang layak, dengan syarat bilangannya adalah dalam gandaan 1,000 saham.
- (v) Opsyen yang ditawarkan di bawah skim ESOS haruslah berkeupayaan untuk dilaksanakan dengan memberi notis bertulis kepada Syarikat sebelum tarikh luput lima tahun dari tarikh penawaran atau tempoh yang lebih singkat seperti yang dinyatakan dalam penawaran.
- (vi) Mereka yang telah diberi opsyen tidak berhak untuk menyertai sebarang opsyen terbitan saham dalam syarikat yang lain.

Pada tarikh lembaran imbalan ini, ESOS masih belum dilaksanakan.

18. PERUNTUKAN PERBELANJAAN PENANAMAN SEMULA

	Kumpulan		Syarikat	
	2001	2000	2001	2000
	RM	RM	RM	RM
Pada 1 Januari	23,312,805	22,755,891	9,680,442	9,442,958
Tambahan	2,316,541	2,808,858	848,920	852,560
Digunakan	25,629,346 (3,126,978)	25,564,749 (2,251,944)	10,529,362 (976,340)	10,295,518 (615,076)
Pada 31 Disember	22,502,368	23,312,805	9,553,022	9,680,442

19. PINJAMAN JANGKA PANJANG

	Kumpulan		Syarikat	
	2001	2000	2001	2000
	RM	RM	RM	RM
Pinjaman berjangka, bercagar	4,405,000	-	4,405,000	-
Terhutang dalam tempoh 12 bulan (Nota 14)	(1,020,000)	-	(1,020,000)	-
Terhutang selepas 12 bulan	3,385,000	-	3,385,000	-

Pinjaman berjangka adalah dicagar oleh 'negative pledge' ke atas aset Syarikat dan dikenakan faedah pada kadar 7.65% hingga 8.05% setahun. Pinjaman berjangka ini harus dibayar balik dalam 60 ansuran bulanan berjumlah RM85,000 setiap ansuran bermula dari Jun 2001.

20. PENDAPATAN

Pendapatan Kumpulan dan Syarikat mewakili jualan buah tandan segar selepas diskaun.

- 31 DISEMBER, 2001

21. LAIN-LAIN PENDAPATAN KENDALIAN

Termasuk dalam lain-lain pendapatan kendalian adalah:

	Kumpulan		Syarikat	
	2001	2000	2001	2000
	RM	RM	RM	RM
Pendapatan sewa	33,775	16,220	-	-
Pendapatan dividen	-	-	-	290,000
Keuntungan daripada jualan hartanah, loji dan peralatan	17,999	18,634	-	-
Keuntungan daripada jualan stok pembiak	76,502	132,576	-	-
Keuntungan daripada pelupusan subsidiari	2,542,224	-	-	-
Laba daripada hapuskira pelaburan	18,683	-	-	-

22. LAIN-LAIN PERBELANJAAN KENDALIAN

Termasuk dalam lain-lain perbelanjaan kendalian adalah:

	Kumpulan		Syarikat	
	2001	2000	2001	2000
	RM	RM	RM	RM
Pelunasan muhibah	-	4,957	-	-
Ganjaran juruaudit:				
Audit berkanun				
- tahun semasa	70,500	111,500	20,000	20,000
- kurangan peruntukan tahun lepas	-	3,000	-	-
Lain-lain perkhidmatan	131,986	10,000	131,986	10,000
Hapuskira hutang lapuk	426,786	181	213,135	-
Ganjaran para pengarah (Nota 23)	605,785	474,351	403,785	294,351
Hapuskira hartanah, loji dan peralatan	9,812	306,398	40	44,827
Hapuskira aset tidak ketara	-	148,640	-	-
Hapuskira pelaburan	-	-	6	-
Peruntukan hutang ragu	-	194,395	-	-
Peruntukan perbelanjaan penanaman semula	2,316,541	2,808,858	848,920	852,560

- 31 DISEMBER, 2001

23. GANJARAN PARA PENGARAH

	Kumpulan		Syarikat	
	2001	2000	2001	2000
	RM	RM	RM	RM
Pengarah Syarikat				
Eksekutif:				
Yuran	34,000	28,000	25,000	20,000
Lain-lain emolumen	78,000	110,567	78,000	110,567
	112,000	138,567	103,000	130,567
Bukan Eksekutif:				
Yuran	130,000	106,481	130,000	106,481
Lain-lain emolumen	170,785	57,303	170,785	57,303
	300,785	163,784	300,785	163,784
Lain-lain Pengarah				
Bukan Eksekutif:				
Yuran	193,000	172,000	-	-
Jumlah	605,785	474,351	403,785	294,351

Bilangan para pengarah Syarikat yang jumlah ganjaran sepanjang tahun jatuh dalam jalur berikut adalah seperti berikut:

	Bilangan Pengarah	
	2001	2000
Pengarah eksekutif:		
RM100,001 - RM150,000	1	1
Pengarah bukan eksekutif:		
Bawah RM50,000	4	5
RM50,001 - RM100,000	1	-

24. (KOS)/PENDAPATAN KEWANGAN, BERSIH

Termasuk dalam (kos)/pendapatan kewangan, bersih adalah:

	Kumpulan		Syarikat	
	2001	2000	2001	2000
	RM	RM	RM	RM
Faedah atas deposit	-	3,780,046	-	3,780,046
Pendapatan faedah	184,094	268,611	75,997	135,905
Faedah atas pendahuluan kepada subsidiari	-	-	501,356	510,860
Perbelanjaan faedah	(1,491,829)	(1,315,780)	(1,491,829)	(1,315,780)
Pembahagian keuntungan 'Al-Bai Bithaman Ajil'	-	(984,613)	-	-

- 31 DISEMBER, 2001

25. CUKAI

	Kumpulan		Syarikat	
	2001	2000	2001	2000
	RM	RM	RM	RM
Peruntukan tahun semasa	2,611,501	3,288,274	735,000	1,155,000
Kurangan peruntukan cukai tahun lepas	1,337,904	-	1,186,290	-
	3,949,405	3,288,274	1,921,290	1,155,000
Bahagian cukai syarikat-syarikat bersekutu	819,167	535,697	-	-
	4,768,572	3,823,971	1,921,290	1,155,000

Kadar cukai berkesan Kumpulan adalah lebih tinggi daripada kadar cukai berkanun di Malaysia disebabkan kerugian subsidiari tertentu tidak boleh diserap oleh keuntungan yang dibuat oleh syarikat-syarikat lain dalam Kumpulan kerana tiada pelepasan berkumpulan dan perbelanjaan-perbelanjaan tertentu yang tidak dibenarkan bagi tujuan percukaian.

Kadar cukai berkesan atas keuntungan Syarikat adalah lebih tinggi daripada kadar cukai berkanun terutamanya disebabkan perbelanjaan-perbelanjaan tertentu yang tidak dibenarkan bagi tujuan percukaian.

Pada 31 Disember, 2001, Syarikat mempunyai akaun pengecualian cukai RM10,632,438 (2000: RM10,632,438) di bawah Seksyen 12 dalam Akta Cukai Pendapatan (Pindaan), 1999, dari mana dividen dikecualikan cukai boleh diisytihar, tertakluk kepada persetujuan daripada Lembaga Hasil Dalam Negeri.

Syarikat mempunyai kredit cukai yang mencukupi di bawah Seksyen 108 Akta Cukai Pendapatan, 1967 dan baki dalam akaun pengecualian cukai untuk membolehkan pembayaran dividen daripada keseluruhan keuntungan terkumpul pada 31 Disember, 2001.

Cukai tertunda tidak diperuntukkan ke atas lebih penilaian semula bagi tanah pegang pajak jangka panjang, ladang matang dan belum matang kerana para pengarah tidak berniat untuk menjual hartanah-hartanah tersebut.

Manfaat cukai tertunda timbul daripada perbezaan masa yang tidak diperuntukkan dalam penyata kewangan adalah seperti berikut:

	Kumpulan		Syarikat	
	2001	2000	2001	2000
	RM	RM	RM	RM
Tuntutan elaun modal melebihi susutnilai dikenakan	6,745,883	8,301,196	1,239,585	1,119,968
Kerugian cukai yang belum digunakan dibawa ke hadapan	(7,894,445)	(7,894,445)	-	-
Elaun modal yang belum digunakan dibawa ke hadapan	(41,494,536)	(42,719,448)	-	-
Peruntukan perbelanjaan penanaman semula melebihi perbelanjaan penanaman semula yang dikenakan	(22,502,368)	(23,312,805)	(9,553,022)	(9,680,442)
	(65,145,466)	(65,625,502)	(8,313,437)	(8,560,474)

26. PENDAPATAN SESAHAM

Pendapatan asas sesaham Kumpulan dikira dengan membahagikan keuntungan bersih yang boleh diagihkan kepada para pemegang saham berjumlah RM9,505,461 (2000 : RM10,033,944) dengan bilangan purata saham biasa yang diterbitkan sepanjang tahun kewangan sebanyak 61,600,000 (2000 : 61,600,000).

Pendapatan cair sesaham tidak ditunjukkan kerana tiada potensi cairan ke atas saham-saham biasa pada 31 Disember, 2001.

- 31 DISEMBER, 2001

27. DIVIDEN

	Jumlah		Dividen Sesaham	
	2001	2000	2001	2000
	RM	RM	Sen	Sen
Dividen terakhir sebanyak 5% selepas cukai 28%	-	2,016,000	-	3.6

Pada Mesyuarat Agung Tahunan yang akan datang, dividen akhir berhubung tahun kewangan semasa berakhir 31 Disember, 2001 sebanyak 5% ke atas 61,600,000 saham-saham biasa selepas cukai 28% yang berjumlah RM2,217,600 (3.6 sen sesaham) akan dicadangkan untuk kelulusan para pemegang saham. Penyata kewangan bagi tahun kewangan semasa tidak menggambarkan cadangan dividen ini. Dividen tersebut, jika diluluskan oleh para pemegang saham, akan diambil kira di dalam ekuiti para pemegang saham sebagai pengagihan keuntungan tertahan dalam tahun kewangan berikutnya yang berakhir pada 31 Disember, 2002.

28. URUSAN PENTING DENGAN PIHAK BERKAITAN

	Kumpulan		Syarikat	
	2001	2000	2001	2000
	RM	RM	RM	RM
Jualan buah tandan segar kepada Prosper Palm Oil Mill Sdn. Bhd., sebuah syarikat bersekutu	2,518,300	2,924,081	-	-
Jualan buah tandan segar kepada Rompin Palm Oil Mill Sdn. Bhd., sebuah syarikat bersekutu kepada Prosper Palm Oil Mill Sdn. Bhd.	6,393,786	6,197,087	-	-
Jualan buah tandan segar kepada Kilang Kosfarm Sdn. Bhd., sebuah syarikat bersekutu	21,293,931	23,832,117	2,482,230	3,090,643
Pendapatan faedah daripada Kampong Aur Oil Palm Company (Sdn.) Berhad, sebuah subsidiari	-	-	501,356	376,023
Yuran penasihat perladangan dikenakan oleh Inai Prisma Sdn. Bhd., sebuah subsidiari	-	-	(85,384)	(146,173)
Komisen baja dikenakan oleh Inai Prisma Sdn. Bhd., sebuah subsidiari	-	-	-	(34,842)

Para pengarah berpendapat bahawa semua urusan di atas adalah dalam perjalanan biasa perniagaan dan berdasarkan syarat dan keadaan yang tidak mempunyai perbezaan yang ketara daripada urusan yang dilakukan dengan pihak-pihak yang tidak berkaitan.

- 31 DISEMBER, 2001

29. KOMITMEN

	Kumpulan		Syarikat	
	2001	2000	2001	2000
	RM	RM	RM	RM
Perbelanjaan modal untuk hartanah, loji dan peralatan:				
- diluluskan dan dikontrakkan	2,480,000	5,380,000	2,480,000	2,480,000
- diluluskan dan belum dikontrakkan	13,982,317	26,418,645	5,867,598	9,464,200
	16,462,317	31,798,645	8,347,598	11,944,200

30. PERISTIWA-PERISTIWA PENTING

- (a) Pada 8 Januari, 2001, sebuah subsidiari Syarikat, PT Berkat Sawit Sejati telah memperolehi Hak Guna Usaha berjumlah 11,564.5 hektar tanah selama 30 tahun di Sumatera Selatan, Indonesia daripada Badan Pertanahan Nasional.
- (b) Pada Mesyuarat Agung Luarbiasa yang diadakan pada 25 Jun, 2001, para pemegang saham Syarikat telah menolak cadangan novasi dengan pemegang saham korporatnya, Perbadanan Kemajuan Negeri Pahang (PKNP), dan PT Berkat Sawit Sentosa untuk pengambilalihan 70% ekuti dalam PT Berkat Sawit Sejati, sebuah syarikat usahasama persendirian liabiliti terhad yang diperbadankan di Indonesia.

Pada 26 Julai, 2001, Syarikat telah menghantar Notis Pembatalan terhadap cadangan novasi tersebut kepada PKNP and PT Berkat Sawit Sentosa.

Pada 30 Ogos, 2001, Syarikat telah menghantar Surat Permintaan kepada PKNP dan PT Berkat Sawit Sentosa untuk membuat pembayaran balik bagi jumlah terhutang kepada Syarikat dalam masa 14 hari dari tarikh Surat Permintaan tersebut.

- (c) Jumlah terhutang oleh PKNP dan Pascorp Holdings Sdn. Bhd., sebuah subsidiari milik penuh PKNP, masih belum dibayar balik sepenuhnya mengikut 'Deed of Settlement' bertarikh 18 Oktober, 2000. Pada 9 November, 2001, Syarikat melalui peguamnya telah mengfailkan Writ Saman berserta dengan Penyata Tuntutan di Mahkamah Tinggi Malaya, Kuantan untuk membuat tuntutan berikut:
- (i) Hutang Pascorp Holdings Sdn. Bhd. berjumlah RM19,742,538 berserta dengan faedah pada kadar 10% setahun dikira daripada tarikh-tarikh pembayaran berkenaan, dan
- (ii) Hutang PKNP berjumlah RM12,500,000 berserta dengan faedah pada kadar 10% setahun dikira daripada tarikh-tarikh pembayaran berkenaan.

31. PERISTIWA-PERISTIWA SUSULAN

Jumlah terhutang oleh PKNP dan PT Berkat Sawit Sentosa masih belum dibayar balik sepenuhnya mengikut Notis Pembatalan terhadap cadangan novasi bertarikh 26 Julai, 2001 seperti dinyatakan di Nota 30(b). Pada 24 Januari, 2002, Syarikat melalui peguamnya telah mengfailkan Writ Saman berserta dengan Penyata Tuntutan di Mahkamah Tinggi Malaya, Kuantan untuk membuat tuntutan berikut:

- (i) daripada PKNP, pemulangan balik berjumlah RM5,250,000 berserta dengan faedah pada kadar 12% setahun dikira atas asas harian daripada tarikh pembayaran sehingga tarikh pembayaran balik sepenuhnya,
- (ii) daripada PKNP, tanggungan bersama dan berasing dengan PT Berkat Sawit Sentosa untuk pembayaran balik RM11,652,772 berserta dengan faedah pada kadar 12% setahun dikira atas asas harian daripada tarikh pembayaran sehingga tarikh pembayaran balik sepenuhnya, dan
- (iii) daripada PT Berkat Sawit Sentosa, tanggungan bersama dan berasing dengan PKNP untuk pembayaran balik RM11,652,772 berserta dengan faedah pada kadar 12% setahun dikira atas asas harian daripada tarikh pembayaran sehingga tarikh pembayaran balik sepenuhnya.

32. MAKLUMAT SEGMENTAL

Tidak ada maklumat segmen disediakan kerana sebahagian besar aktiviti Kumpulan adalah dalam aktiviti perladangan yang terutamanya dijalankan di Malaysia.

33. ANGKA-ANGKA BANDINGAN

Angka-angka bandingan tertentu telah dikelaskan semula supaya menurut perbandingan tahun semasa.

34. MATAWANG

Semua jumlah adalah dinyatakan dalam Ringgit Malaysia, kecuali dinyatakan sebaliknya.

Directors' Report	68
Statement by Directors	72
Statutory Declaration	72
Auditor's Report	73
Balance Sheets	74
Income Statements	75
Statement of Changes in Equity	76
Cash Flow Statements	77
Notes to Financial Statements	79

The directors hereby submit their report together with the audited financial statements of the Group and the Company for the financial year ended 31 December, 2001.

PRINCIPAL ACTIVITIES

The principal activities of the Company are investment holding and oil palm plantations.

The principal activities of the subsidiaries are described in Note 4 to the financial statements.

There were no significant changes in the nature of these activities during the financial year.

RESULTS

	Group	Company
	RM	RM
Profit after taxation	10,504,650	260,998
Minority interest	(999,189)	-
Net profit attributable to shareholders	9,505,461	260,998

DIVIDENDS

The amount of dividends paid by the Company since 31 December, 2000 were as follows:

	RM
In respect of the financial year ended 31 December, 2000:	
Final dividend of 5% less 28% taxation, paid on 16 July, 2001	2,016,000

At the forthcoming Annual General Meeting, a final dividend in respect of the current financial year ended 31 December, 2001 of 5% on 61,600,000 ordinary shares less 28% taxation amounting to a total dividend of RM2,217,600 (3.6 sen per share) will be proposed for shareholders' approval. The financial statements for the current financial year do not reflect this proposed dividend. Such dividend, if approved by the shareholders, will be accounted for in the shareholders' equity as an appropriation of retained profits in the next financial year ending 31 December, 2002.

RESERVES AND PROVISIONS

There were no material transfers to or from reserves or provisions during the financial year other than as disclosed in the statements of changes in equity and Note 18 to the financial statements.

BAD AND DOUBTFUL DEBTS

Before the income statements and balance sheets were made out, the directors took reasonable steps to ascertain that action had been taken in relation to the writing off of bad debts and the making of provision for doubtful debts and satisfied themselves that all known bad debts had been written off and that adequate provision had been made for doubtful debts.

At the date of this report, the directors are not aware of any circumstances which would render the amounts written off as bad debts or provided for as doubtful debts in the financial statements of the Group and the Company inadequate to any substantial extent.

CURRENT ASSETS

Before the income statements and balance sheets were made out, the directors took reasonable steps to ensure that any current assets which were unlikely to be realised in the ordinary course of business including their values as shown in the accounting records of the Group and the Company have been written down to an amount which they might be expected so to realise.

At the date of this report, the directors are not aware of any circumstances which would render the values attributed to the current assets in the financial statements of the Group and the Company misleading.

VALUATION METHODS

At the date of this report, the directors are not aware of any circumstances which have arisen which render adherence to the existing method of valuation of assets or liabilities of the Group and the Company misleading or inappropriate.

CONTINGENT AND OTHER LIABILITIES

At the date of this report, there does not exist:

- (a) any charge on the assets of the Group or the Company which has arisen since the end of the financial year which secures the liabilities of any other person; or
- (b) any contingent liability of the Group or the Company which has arisen since the end of the financial year.

No contingent or other liability has become enforceable or is likely to become enforceable within the period of twelve months after the end of the financial year which, in the opinion of the directors, will or may substantially affect the ability of the Group or the Company to meet their obligations when they fall due.

CHANGE OF CIRCUMSTANCES

At the date of this report, the directors are not aware of any circumstances not otherwise dealt with in this report or the financial statements of the Group or the Company which would render any amount stated in the financial statements misleading.

ITEMS OF AN UNUSUAL NATURE

The results of the operations of the Group and the Company during the financial year were not, in the opinion of the directors, substantially affected by any item, transaction or event of a material and unusual nature.

There has not arisen in the interval between the end of the financial year and the date of this report any item, transaction or event of a material and unusual nature likely, in the opinion of the directors, to affect substantially the results of the operations of the Group or the Company for the financial year in which this report is made.

SIGNIFICANT EVENTS

The significant events during the financial year are as disclosed in Note 30 to the financial statements.

SUBSEQUENT EVENTS

The subsequent events are as disclosed in Note 31 to the financial statements.

EMPLOYEE SHARE OPTION SCHEME

The Far East Holdings Berhad Employee Share Option Scheme (ESOS) is governed by the by-laws which was approved by the shareholders at the Extraordinary General Meeting held on 29 December, 2001.

The main features of the ESOS are as follows:

- (a) Eligible persons are employees of the Group (excluding executive directors) who have been confirmed in the employment of the Group and have served for at least one year before the date of the offer. The eligibility for participation in the ESOS shall be at the discretion of the Option Committee appointed by the Board of Directors.

(CONT'D)

- (b) The total number of shares to be offered shall not exceed in aggregate 10% of the issued share capital of the Company at any point of time during the tenure of the ESOS, which shall be in force for a period of five years from the date of the receipt of the last requisite approvals.
- (c) The option price for each share shall be the average of the mean market quotation of the shares of the Company in the daily official list issued by the Kuala Lumpur Stock Exchange for the five trading days preceding the date of offer, or the par value of the shares of the Company of RM1, whichever is higher.
- (d) No option shall be granted for less than 1,000 shares nor more than maximum allowable allotment of shares to any eligible employee, provided the number shall be in multiples of 1,000 shares.
- (e) An option granted under the ESOS shall be capable of being exercised by the grantee by notice in writing to the Company before the expiry of five years from the date of the offer or such shorter period as may be specified in such offer.
- (f) The persons to whom the options have been granted have no right to participate by virtue of the options in any share issue of any other company.

As at the balance sheet date, the ESOS is still pending implementation.

SHARE CAPITAL

During the financial year, the Company increased its issued and paid-up share capital from RM56,000,000 to RM61,600,000 through a bonus issue of 5,600,000 new ordinary shares of RM1 each to the shareholders of the Company on the basis of one new ordinary share for every ten existing shares.

DIRECTORS

The directors who served since the date of the last report are:

YH Dato' Mohd. Ghazali bin Mohd. Khalid
Encik Lias bin Mohd Noor (appointed on 14 January, 2002)
YH Dato' Hamdan bin Jaafar (resigned on 1 January, 2002)
YBhg Prof. Tan Sri Dato' Dr. Mohd. Rashdan bin Haji Baba
YH Dato' Ghazali bin Dato' Mohd. Ali
YH Dato' Abdul Rahim bin Haji Mohamad
Mr. John Chia Sin Tet

In accordance with the Company's Articles of Association, YBhg Prof. Tan Sri Dato' Dr. Mohd. Rashdan bin Haji Baba, Mr. John Chia Sin Tet and Encik Lias bin Mohd Noor retire at the forthcoming Annual General Meeting and, being eligible, offer themselves for re-election.

DIRECTORS' BENEFITS

During and at the end of the financial year, no arrangements subsisted to which the Company is a party with the object of enabling directors of the Company to acquire benefits by means of the acquisition of shares in or debentures of the Company or any other body corporate, other than the share options to be granted pursuant to the ESOS.

Since the end of the previous financial year, no director has received or become entitled to receive a benefit (other than a benefit included in the aggregate amount of emoluments received or due and receivable by the directors as shown in Note 22 to the financial statements) by reason of a contract made by the Company or a related corporation with the director or with a firm of which he is a member, or with a company in which he has a substantial financial interest.

DIRECTORS' INTERESTS

According to the register of directors' shareholdings, the interests of directors in office at the end of the financial year in shares in the Company and its related corporations during the financial year were as follows:

	Number of ordinary shares of RM1 each			
	1 Jan, 2001	Bonus Issue	Sold	31 Dec, 2001
FAR EAST HOLDINGS BERHAD				
YH Dato' Mohd. Ghazali bin Mohd. Khalid	3,000	300	-	3,300
Mr. John Chia Sin Tet	10,000	1,000	-	11,000

None of the other directors in office at the end of the financial year had any interest in shares in the Company or its related corporations during the financial year.

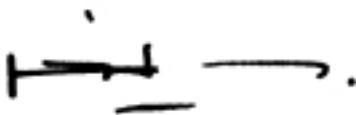
AUDITORS

Hanafiah Raslan & Mohamad retire and have indicated their willingness to accept re-appointment.

Signed on behalf of the Board in accordance with a resolution of the directors



DATO' MOHD. GHAZALI BIN MOHD.KHALID



LIAS BIN MOHD NOOR

Dated: 26 April 2002

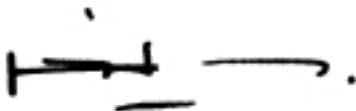
STATEMENT BY DIRECTORS

We, DATO' MOHD. GHAZALI BIN MOHD. KHALID and LIAS BIN MOHD NOOR, being two of the directors of FAR EAST HOLDINGS BERHAD, do hereby state that, in the opinion of the directors, the financial statements set out on pages 74 to 97 give a true and fair view of the state of affairs of the Group and the Company as at 31 December, 2001 and of their results and their cash flows for the year then ended and have been properly drawn up in accordance with the provisions of the Companies Act, 1965 and applicable approved accounting standards in Malaysia.

Signed on behalf of the Board in accordance with a resolution of the directors



DATO' MOHD. GHAZALI BIN MOHD. KHALID



LIAS BIN MOHD NOOR

Dated: 26 April 2002

STATUTORY DECLARATION

I, ASMIN BINTI YAHYA, the officer primarily responsible for the financial management of FAR EAST HOLDINGS BERHAD, do solemnly and sincerely declare that the financial statements set out on pages 74 to 97 are, to the best of my knowledge and belief, correct, and I make this solemn declaration conscientiously believing the same to be true and by virtue of the provisions of the Statutory Declarations Act, 1960.

Subscribed and solemnly declared by the
abovenamed ASMIN BINTI YAHYA at
Kuantan in the state of Pahang Darul Makmur
on 26 April 2002

)
)
)
)
) ASMIN BINTI YAHYA



Before me:

Commissioner for Oaths



To the Shareholders of
FAR EAST HOLDINGS BERHAD

We have audited the financial statements set out on pages 74 to 97. These financial statements are the responsibility of the Company's directors. Our responsibility is to express an opinion on these financial statements based on our audit.

We conducted our audit in accordance with approved Standards on Auditing in Malaysia. Those standards require that we plan and perform the audit to obtain reasonable assurance about whether the financial statements are free of material misstatement. An audit includes examining, on a test basis, evidence supporting the amounts and disclosures in the financial statements. An audit also includes assessing the accounting principles used and significant estimates made by the directors, as well as evaluating the overall financial statements presentation. We believe that our audit provides a reasonable basis for our opinion.

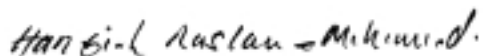
In our opinion:

- (a) the financial statements have been prepared in accordance with the provisions of the Companies Act, 1965 and applicable approved accounting standards in Malaysia and give a true and fair view of:
 - (i) the state of affairs of the Group and the Company as at 31 December, 2001 and of their results and their cash flows for the year then ended; and
 - (ii) the matters required by Section 169 of the Companies Act, 1965 to be dealt with in the financial statements; and
- (b) the accounting and other records and the registers required by the Act to be kept by the Company and its subsidiaries of which we have acted as auditors have been properly kept in accordance with the provisions of the Act.

We have considered the financial statements and the auditors' report of a subsidiary of which we have not acted as auditors, as indicated in Note 4 to the financial statements, being financial statements that have been included in the consolidated financial statements.

We are satisfied that the financial statements of the subsidiaries that have been consolidated with the financial statements of the Company are in form and content appropriate and proper for the purposes of the preparation of the consolidated financial statements and we have received satisfactory information and explanations required by us for these purposes.

The auditors' reports on the financial statements of the subsidiaries were not subject to any qualification and did not include any comment made under subsection (3) of Section 174 of the Act.



HANAFIAH RASLAN & MOHAMAD
No. AF 0002
Chartered Accountants



DUAR TUAN KIAT
No. 1894/03/04 (J/PH)
Partner of the Firm

Dated: 26 April 2002

- 31 DECEMBER, 2001

	Note	Group		Company	
		2001	2000	2001	2000
		RM	RM	RM	RM
NON-CURRENT ASSETS					
Property, plant and equipment	3	295,036,991	313,139,925	59,687,963	59,249,720
Subsidiaries	4	1,129,075	-	27,899,348	33,149,354
Associated companies	5	34,342,932	31,908,082	8,500,000	8,500,000
Other investments	6	1,170,000	1,170,000	1,170,000	1,170,000
Breeding stocks	7	939,306	469,422	160,934	82,339
Goodwill on consolidation	8	-	107,552	-	-
		332,618,304	346,794,981	97,418,245	102,151,413
CURRENT ASSETS					
Inventories	9	1,163,895	2,343,724	899,954	904,442
Trade receivables	10	3,157,222	2,243,117	1,431,097	1,211,884
Other receivables	11	58,883,882	47,626,556	56,632,159	44,422,557
Due from subsidiaries	12	1,384,914	-	6,123,148	17,748,723
Cash and bank balances	13	4,119,295	4,676,534	2,765,733	3,726,106
		68,709,208	56,889,931	67,852,091	68,013,712
CURRENT LIABILITIES					
Short term borrowings	14	11,793,243	21,068,436	11,793,243	21,068,436
Trade payables		2,410,364	2,545,333	1,154,100	1,144,724
Other payables	15	2,654,874	7,910,092	1,560,165	1,299,907
Due to related companies	16	2,351,486	-	43,762,618	42,536,085
Taxation		381,361	39,000	-	-
Proposed dividends		-	2,016,000	-	2,016,000
		19,591,328	33,578,861	58,270,126	68,065,152
NET CURRENT ASSETS/(LIABILITIES)		49,117,880	23,311,070	9,581,965	(51,440)
		381,736,184	370,106,051	107,000,210	102,099,973
FINANCED BY:					
Share capital	17	61,600,000	56,000,000	61,600,000	56,000,000
Reserves		278,704,339	273,686,781	32,462,188	36,419,531
Shareholders' equity		340,304,339	329,686,781	94,062,188	92,419,531
Minority interests		15,538,009	17,106,465	-	-
		355,842,348	346,793,246	94,062,188	92,419,531
Reserve on consolidation	8	6,468	-	-	-
Provision for replanting expenditure	18	22,502,368	23,312,805	9,553,022	9,680,442
Long term borrowings	19	3,385,000	-	3,385,000	-
		25,893,836	23,312,805	12,938,022	9,680,442
		381,736,184	370,106,051	107,000,210	102,099,973

The accompanying notes are an integral part of these balance sheets.

FOR THE YEAR ENDED 31 DECEMBER, 2001

	Note	Group		Company	
		2001	2000	2001	2000
		RM	RM	RM	RM
Revenue	20	41,241,647	41,625,139	8,272,698	9,956,222
Other operating income	21	3,460,486	1,276,964	798,853	1,326,897
Staff costs		(2,610,492)	(2,271,763)	(625,135)	(483,003)
Depreciation		(2,583,200)	(3,035,685)	(452,777)	(666,600)
Upkeep and cultivation		(9,833,313)	(12,504,509)	(1,865,934)	(2,626,061)
Harvesting		(9,606,564)	(7,887,024)	(2,089,024)	(2,061,722)
Estate general charges		(1,772,273)	(1,952,071)	-	-
Other operating expenses	22	(5,498,700)	(5,939,598)	(941,917)	(794,031)
Profit from operations		12,797,591	9,311,453	3,096,764	4,651,702
Finance (cost)/income, net	24	(1,265,757)	1,733,927	(914,476)	3,111,031
Share of results of associated companies		3,741,388	2,571,836	-	-
Profit before taxation		15,273,222	13,617,216	2,182,288	7,762,733
Taxation	25	(4,768,572)	(3,823,971)	(1,921,290)	(1,155,000)
Profit after taxation		10,504,650	9,793,245	260,998	6,607,733
Minority interests		(999,189)	240,699	-	-
Net profit attributable to shareholders		9,505,461	10,033,944	260,998	6,607,733
Earnings per share (sen)					
Basic	26	15.4	16.3		

The accompanying notes are an integral part of these statements.

STATEMENTS OF CHANGES IN EQUITY

FOR THE YEAR ENDED 31 DECEMBER, 2001

FAR EAST HOLDINGS BERHAD (14809-W)

	Non-distributable		Capital reserve	Revaluation reserve	Distributable Retained profits	Total	
	Share capital	Share premium					Translation reserve
	RM	RM	RM	RM	RM	RM	
Group							
At 1 January, 2000	56,000,000	933,653	(173,724)	27,417,193	32,101,943	131,627,643	247,906,708
Currency translation differences	-	-	(2,711,921)	-	-	-	(2,711,921)
Increase in revaluation surplus	-	-	-	-	76,476,044	-	76,476,044
Breeding stocks and reserves movement	-	-	-	(1,994)	-	-	(1,994)
Net gains and losses not recognised in the income statement	-	-	(2,711,921)	(1,994)	76,476,044	-	73,762,129
Net profit for the year	-	-	-	-	-	10,033,944	10,033,944
Dividends (Note 27)	-	-	-	-	-	(2,016,000)	(2,016,000)
At 31 December, 2000	56,000,000	933,653	(2,885,645)	27,415,199	108,577,987	139,645,587	329,686,781
At 1 January, 2001	56,000,000	933,653	(2,885,645)	27,415,199	108,577,987	139,645,587	329,686,781
Currency translation differences	-	-	(582,635)	-	-	-	(582,635)
Reversal of currency translation differences	-	-	1,379,675	-	-	-	1,379,675
Transfer to retained profits on disposal of a subsidiary	-	-	2,088,605	-	-	(2,088,605)	-
Breeding stocks and reserves movement	-	-	-	315,057	-	-	315,057
Net gains and losses not recognised in the income statement	-	-	2,885,645	315,057	-	(2,088,605)	1,112,097
Bonus issue	5,600,000	-	-	-	-	-	5,600,000
Capitalisation for bonus issue	-	-	-	-	-	(5,600,000)	(5,600,000)
Net profit for the year	-	-	-	-	-	9,505,461	9,505,461
At 31 December, 2001	61,600,000	933,653	-	27,730,256	108,577,987	141,462,443	340,304,339
Company							
At 1 January, 2000	56,000,000	79,404	-	-	2,842,103	24,676,681	83,598,188
Currency translation differences	-	-	(1,379,675)	-	-	-	(1,379,675)
Increase in revaluation surplus	-	-	-	-	5,609,285	-	5,609,285
Net gains and losses not recognised in the income statement	-	-	(1,379,675)	-	5,609,285	-	4,229,610
Net profit for the year	-	-	-	-	-	6,607,733	6,607,733
Dividends (Note 27)	-	-	-	-	-	(2,016,000)	(2,016,000)
At 31 December, 2000	56,000,000	79,404	(1,379,675)	-	8,451,388	29,268,414	92,419,531
At 1 January, 2001	56,000,000	79,404	(1,379,675)	-	8,451,388	29,268,414	92,419,531
Reversal of currency translation differences	-	-	1,379,675	-	-	-	1,379,675
Breeding stocks and reserves movement	-	-	-	1,984	-	-	1,984
Net gains not recognised in the income statement	-	-	1,379,675	1,984	-	-	1,381,659
Bonus issue	5,600,000	-	-	-	-	-	5,600,000
Capitalisation for bonus issue	-	-	-	-	-	(5,600,000)	(5,600,000)
Net profit for the year	-	-	-	-	-	260,998	260,998
At 31 December, 2001	61,600,000	79,404	-	1,984	8,451,388	23,929,412	94,062,188

The accompanying notes are an integral part of these statements.

FOR THE YEAR ENDED 31 DECEMBER, 2001

	Group		Company	
	2001	2000	2001	2000
	RM	RM	RM	RM
CASH FLOWS FROM OPERATING ACTIVITIES				
Profit before taxation	15,273,222	13,617,216	2,182,288	7,762,733
Adjustment for:				
Depreciation	2,583,200	3,035,685	452,777	666,600
Intangible assets written off	-	148,640	-	-
Amortisation of goodwill	-	4,957	-	-
Provision for replanting expenditure	2,316,541	2,808,858	848,920	852,560
Share of profits of associated companies	(3,741,388)	(2,571,836)	-	-
Property, plant and equipment written off	9,812	306,398	40	44,827
Profit on disposal of property, plant and equipment	(17,999)	(18,634)	-	-
Profit on disposal of breeding stocks	(76,502)	(132,576)	-	-
Profit on disposal of a subsidiary	(2,542,224)	-	-	-
Gain arising from investment written off	(18,683)	-	-	-
Bad debts written off	426,786	181	213,135	-
Investment written off	-	-	6	-
Provision for doubtful debts	-	194,395	-	-
Interest expenses	1,491,829	2,300,393	1,491,829	1,315,780
Dividend income	-	-	-	(290,000)
Interest income	(184,094)	(4,048,657)	(577,353)	(4,426,811)
Breeding stocks and reserves movement	-	74,247	-	-
Operating profit before working capital changes	15,520,500	15,719,267	4,611,642	5,925,689
Decrease/(increase) in receivables	981,302	8,057,369	(11,102,323)	7,204,982
Decrease/(increase) in inventories	287,456	(795,752)	4,488	(751,384)
Increase/(decrease) in due to subsidiaries	-	-	12,832,157	(9,593,007)
(Decrease)/increase in payables	(2,697,201)	425,078	269,634	(1,143,589)
Cash generated from operations	14,092,057	23,405,962	6,615,598	1,642,691
Interest paid	(1,491,829)	(2,300,393)	(1,491,829)	(1,315,780)
Taxes paid	(3,309,780)	(10,624,001)	(2,061,291)	(3,200,869)
Net cash generated from/(used in) operating activities	9,290,448	10,481,568	3,062,478	(2,873,958)
CASH FLOWS FROM INVESTING ACTIVITIES				
Disposal of a subsidiary (Note 4)	5,156,588	-	-	-
Deconsolidation of a subsidiary (Note 4)	(7,561)	-	-	-
Proceeds from disposal of				
property, plant and equipment	53,503	24,168	-	-
Purchase of property, plant and equipment and estate development cost incurred	(3,979,092)	(13,702,936)	(891,060)	(4,605,325)
Interest paid on estate development cost	(144,075)	(243,921)	-	-
Proceeds from disposal of breeding stocks	76,502	132,928	-	-
Purchase of breeding stocks	(154,475)	(215,267)	(76,611)	(82,339)
Replanting expenditure incurred	(3,126,978)	(2,251,944)	(976,340)	(615,076)
Interest received	184,094	268,611	577,353	646,765
Proceeds from disposal of a subsidiary	-	-	5,250,000	-
Dividend received from associated company	-	290,000	-	290,000
Net cash (used in)/generated from investing activities	(1,941,494)	(15,698,361)	3,883,342	(4,365,975)

CASH FLOW STATEMENTS

FOR THE YEAR ENDED 31 DECEMBER, 2001 (CONT'D)

FAR EAST HOLDINGS BERHAD (14809-W)

	Group		Company	
	2001	2000	2001	2000
	RM	RM	RM	RM
CASH FLOWS FROM FINANCING ACTIVITIES				
Drawdown of term loans	7,750,000	3,000,000	7,750,000	3,000,000
Repayment of term loans	(595,000)	(5,000,000)	(595,000)	-
Dividend paid	(2,016,000)	(4,032,000)	(2,016,000)	(4,032,000)
Net cash generated from/(used in) financing activities	5,139,000	(6,032,000)	5,139,000	(1,032,000)
NET INCREASE/(DECREASE) IN CASH AND CASH EQUIVALENTS	12,487,954	(11,248,793)	12,084,820	(8,271,933)
EFFECTS OF EXCHANGE RATE CHANGES	-	(9,762)	-	-
CASH AND CASH EQUIVALENTS AT BEGINNING OF YEAR	(13,391,902)	(2,133,347)	(14,342,330)	(6,070,397)
CASH AND CASH EQUIVALENTS AT END OF YEAR	(903,948)	(13,391,902)	(2,257,510)	(14,342,330)
Cash and cash equivalents comprise:				
Cash and bank balances	4,119,295	4,676,534	2,765,733	3,726,106
Bank overdrafts (Note 14)	(5,023,243)	(18,068,436)	(5,023,243)	(18,068,436)
	(903,948)	(13,391,902)	(2,257,510)	(14,342,330)

The accompanying notes are an integral part of these statements.

1. PRINCIPAL ACTIVITIES AND GENERAL INFORMATION

The principal activities of the Company are investment holding and oil palm plantations. The principal activities of the subsidiaries are described in Note 4. There were no significant changes in the nature of these activities during the financial year.

The Company is a public limited liability company, incorporated and domiciled in Malaysia, and is listed on the Main Board of the Kuala Lumpur Stock Exchange. The registered office of the Company is located at 8th Floor, Kompleks Teruntum, Jalan Mahkota, 25000 Kuantan, Pahang Darul Makmur.

The number of employees in the Group and the Company at the end of the financial year were 112 (2000 : 115) and 56 (2000 : 57) respectively.

2. SIGNIFICANT ACCOUNTING POLICIES

(a) Basis of Accounting

The financial statements of the Group and the Company have been prepared under the historical cost convention unless otherwise indicated in the accounting policies below and comply with the provisions of the Companies Act, 1965 and applicable approved accounting standards in Malaysia.

The promulgated standard MASB 19: Events After the Balance Sheet Date has been adopted prior to its effective date. Early adoption of this standard did not result in any adjustments to the prior year's financial statements.

(b) Basis of Consolidation

Consolidated financial statements include the financial statements of the Company and all its subsidiaries. Subsidiaries are those companies in which the Group has power to exercise control over the financial and operating policies so as to obtain benefits therefrom. Companies acquired or disposed are included in the consolidated financial statements from the date of acquisition or to the date of disposal. Subsidiaries are consolidated using the acquisition method of accounting.

Intragroup transactions, balances and resulting unrealised gains are eliminated on consolidation and the consolidated financial statements reflect external transactions only. Unrealised losses are eliminated on consolidation unless costs cannot be recovered.

The difference between the cost of an acquisition over the fair value of the Group's share of the net assets of the acquired subsidiary at the date of acquisition is included in the consolidated balance sheet as goodwill or reserve arising on consolidation and is amortised or credited to income statement over 25 years. Goodwill on consolidation is reviewed at each balance sheet date and will be written down for impairment where it is considered necessary.

The gain or loss on disposal of a subsidiary company is the difference between net disposal proceeds and the Group's share of its net assets together with any unamortised balance of goodwill and exchange differences which were not previously recognised in the consolidated income statement.

(c) Associated Companies

The Group treats as associated companies those companies in which the Group has a long term equity interest and where it exercises significant influence over the financial and operating policies.

Investments in associated companies are accounted for in the consolidated financial statements by the equity method of accounting based on the audited or management financial statements of the associated companies.

The Group's share of post-acquisition profits less losses of associated companies is included in the consolidated income statement and the Group's interest in associated companies is stated at cost plus the Group's share of post-acquisition retained profits or accumulated losses and reserves.

Unrealised gains on transactions between the Group and the associated companies are eliminated to the extent of the Group's interest in the associated companies. Unrealised losses are eliminated unless cost cannot be recovered.

The difference between the purchase consideration and the fair value of net assets acquired is reflected as goodwill or reserve on acquisition and are amortised or credited to income statement over 25 years. Goodwill on acquisition is reviewed at each balance sheet date and will be written down for impairment when it is considered necessary.

2. SIGNIFICANT ACCOUNTING POLICIES (CONT'D)**(d) Currency Conversion and Translation**

Transactions in foreign currencies are converted into Ringgit Malaysia at rates of exchange ruling at the transaction dates. Monetary assets and liabilities in foreign currencies at the balance sheet date are translated into Ringgit Malaysia at rates of exchange ruling at that date. All exchange differences are taken to the income statement except for differences arising on a monetary item that, in substance, form part of the net investment in foreign subsidiaries in which case it is taken to reserve.

The financial statements of foreign subsidiaries are translated into Ringgit Malaysia at the rate of exchange ruling at the balance sheet date with respect to the balance sheet, and at rates of exchange ruling at the transaction dates with respect to the income statement. Gains or losses arising on translation into Ringgit Malaysia are taken to translation reserve. Goodwill arising on the acquisition of foreign subsidiaries are translated at the rates of exchange ruling at the transaction dates. All exchange differences will be taken to income statement upon disposal of the investment in subsidiaries.

In prior year, the exchange rate of Rupiah ruling at balance sheet date used was 100 Rupiah : RM0.0395.

(e) Property, Plant and Equipment and Depreciation

Property, plant and equipment are stated at cost or valuation less accumulated depreciation. Revaluations are made at least once every five years by independent valuer on an open market value basis. Any increase arising from valuation is credited to equity as a revaluation surplus; any decrease is first offset against an increase on earlier valuation in respect of the same property and is thereafter charged to the income statement. Upon the disposal of revalued assets, the amounts in revaluation reserve relating to those assets are transferred directly to retained profits. Long term leasehold land, work in progress, mature and immature plantations are not depreciated. Long term leasehold land will be depreciated when the remaining leasehold period is 50 years. Depreciation of other property, plant and equipment is provided on a straight line basis to write off the cost of each asset to their residual value over the estimated useful life at the following annual rates:

Building	2% - 20%
Plant and machinery	10% - 20%
Furniture and fixture	10% - 15%
Motor vehicles	20%
Other equipment	5% - 25%

(f) Estates Planting Expenditure

Planting expenditure of oil palm in immature areas have been capitalised as immature plantation cost and shown as fixed assets. All planting expenditure incurred during the year on the new oil palm plantations which have achieved maturity during the first half of the year will be taken to the income statement as revenue expenditure. Planting expenditure incurred on new oil palm plantations which have achieved maturity in the second half of the year would be capitalised.

(g) Provision For Replanting Expenditure

This represents provision for replanting cost for the replanting of oil palm plantations and provided once the estate reaches 15 years of maturity. The quantum set aside each year is based on the replanting schedule of each estate at the estimated cost of replanting of RM5,870 per hectare and is charged against the income statement. All future replanting cost will be charged against this provision.

(h) Inventories

Inventories are stated at the lower of cost (determined on the first-in, first-out basis) and net realisable value.

(i) Breeding Stocks

Breeding stocks are valued at current net selling value. The natural increase resulting from the valuation of breeding stocks at current net selling value is transferred to capital reserve.

(j) Deferred Taxation

Deferred taxation is provided under the liability method for all material timing differences except where there is reasonable evidence that these timing differences will not reverse.

2. SIGNIFICANT ACCOUNTING POLICIES (CONT'D)**(k) Interest Capitalisation**

Interest incurred on borrowings relating to the new planting cost is capitalised until the maturity of the plantation.

(l) Investments

Investments in subsidiaries, associated companies and other non-current investments are stated at cost less provision for any permanent diminution in value. Such provision is made when there is a decline other than temporary in the value of investments and is recognised as an expense in the period in which the decline occurred. On disposal of an investment, the difference between net disposal proceeds and its carrying amount is charged or credited to the income statement.

(m) Revenue Recognition

Revenue from sale of fresh fruit bunches are recognised when the goods are delivered. Interest income is recognised on the accrual basis.

(n) Trade and Other Receivables

Trade and other receivables are carried at anticipated realisable values. Bad debts are written off when identified. An estimate is made for doubtful debts based on review of all outstanding amounts as at the balance sheet date.

(o) Cash and Cash Equivalents

Cash and cash equivalents include cash on hand and at bank and deposits at call, net of outstanding bank overdrafts.

- 31 DECEMBER, 2001 (CONT'D)

3. PROPERTY, PLANT AND EQUIPMENT

Group	Long term leasehold land, mature and immature plantations and orchards	Building	Plant and machinery	Other assets*	Total
	RM	RM	RM	RM	RM
Cost/Valuation					
At 1 January, 2001	302,000,487	10,955,799	2,198,386	13,256,675	328,411,347
Additions	3,311,515	59,453	77,546	674,653	4,123,167
Disposals	-	-	-	(320,003)	(320,003)
Write offs	-	-	(16,864)	(185,625)	(202,489)
Reclassifications	(1,860)	(80,023)	865,106	(783,223)	-
Translation differences	(2,771,905)	(31,057)	(22,369)	(245,489)	(3,070,820)
Deconsolidation/ disposal of subsidiaries	(15,483,741)	(163,664)	(117,880)	(1,314,507)	(17,079,792)
At 31 December, 2001	287,054,496	10,740,508	2,983,925	11,082,481	311,861,410
Representing:					
At cost	3,333,635	10,740,508	2,983,925	11,082,481	28,140,549
At valuation	283,720,861	-	-	-	283,720,861
	287,054,496	10,740,508	2,983,925	11,082,481	311,861,410
Accumulated Depreciation					
At 1 January, 2001	-	6,096,030	1,409,010	7,766,382	15,271,422
Charge for the year	-	970,094	273,919	1,339,187	2,583,200
Disposals	-	-	-	(284,499)	(284,499)
Write offs	-	-	(16,852)	(175,825)	(192,677)
Reclassifications	-	(32,130)	654,394	(622,264)	-
Translation differences	-	(2,877)	(10,331)	(64,824)	(78,032)
Deconsolidation/ disposal of subsidiaries	-	(19,256)	(67,678)	(388,061)	(474,995)
At 31 December, 2001	-	7,011,861	2,242,462	7,570,096	16,824,419
Net Book Value					
At 31 December, 2001					
At cost	3,333,635	3,728,647	741,463	3,512,385	11,316,130
At valuation	283,720,861	-	-	-	283,720,861
	287,054,496	3,728,647	741,463	3,512,385	295,036,991
At 31 December, 2000					
At cost	18,279,626	4,859,769	789,376	5,490,293	29,419,064
At valuation	283,720,861	-	-	-	283,720,861
	302,000,487	4,859,769	789,376	5,490,293	313,139,925
Depreciation charge for 2000	-	1,015,594	231,178	1,788,913	3,035,685

- 31 DECEMBER, 2001 (CONT'D)

3. PROPERTY, PLANT AND EQUIPMENT (CONT'D)

	Long term leasehold land, mature and immature plantations and orchards	Building	Plant and machinery	Other assets*	Total
Company	RM	RM	RM	RM	RM
Cost/Valuation					
At 1 January, 2001	57,690,585	2,510,312	894,775	3,530,668	64,626,340
Additions	456,391	50,453	3	384,213	891,060
Write offs	-	-	(15,246)	(116,090)	(131,336)
Reclassifications	-	83,596	94,899	(178,495)	-
At 31 December, 2001	58,146,976	2,644,361	974,431	3,620,296	65,386,064
Representing:					
At cost	4,603,139	2,644,361	974,431	3,620,296	11,842,227
At valuation	53,543,837	-	-	-	53,543,837
	58,146,976	2,644,361	974,431	3,620,296	65,386,064
Accumulated Depreciation					
At 1 January, 2001	-	1,822,254	846,644	2,707,722	5,376,620
Charge for the year	-	162,579	34,812	255,386	452,777
Write offs	-	-	(15,237)	(116,059)	(131,296)
Reclassifications	-	68,020	90,798	(158,818)	-
At 31 December, 2001	-	2,052,853	957,017	2,688,231	5,698,101
Net Book Value					
At 31 December, 2001					
At cost	4,603,139	591,508	17,414	932,065	6,144,126
At valuation	53,543,837	-	-	-	53,543,837
	58,146,976	591,508	17,414	932,065	59,687,963
At 31 December, 2000					
At cost	4,146,748	688,058	48,131	822,946	5,705,883
At valuation	53,543,837	-	-	-	53,543,837
	57,690,585	688,058	48,131	822,946	59,249,720
Depreciation charge for 2000	-	181,208	90,574	394,818	666,600

* Other assets consists of furniture and fixture, motor vehicles, other equipment and work in progress.

- (a) Included in the mature and immature plantations of a subsidiary are financing cost on the 'Al-Bai Bithaman Ajil' facilities and term loan interest of Nil (2000 : RM83,388) and RM144,075 (2000 : RM160,533) respectively which have been capitalised during the year.
- (b) Included in the property, plant and equipment of the Group and the Company are fully depreciated assets which are still in use costing RM7,379,298 (2000 : RM5,136,487) and RM4,140,098 (2000 : RM2,655,750) respectively.

- 31 DECEMBER, 2001 (CONT'D)

3. PROPERTY, PLANT AND EQUIPMENT (CONT'D)

- (c) Details of independent professional valuation of long term leasehold, mature and immature plantations owned by the Group at 31 December, 2001 are as follows:

Year of Valuation	Description of Property	Amount	Basis of Valuation
		RM	
1990	Long term leasehold land, mature and immature plantations	114,917,415	Open market value
1995	Long term leasehold land, mature and immature plantations	148,777,742	Open market value
2000	Long term leasehold land, mature and immature plantations	283,720,861	Open market value

- (d) The historical cost of the long term leasehold land, mature and immature plantations are not disclosed due to the absence of historical records.

4. SUBSIDIARIES

	Group		Company	
	2001	2000	2001	2000
	RM	RM	RM	RM
Unquoted shares, at cost	-	-	28,199,347	33,449,353
Unconsolidated subsidiary	1,129,075	-	-	-
Provision for diminution in value	-	-	(299,999)	(299,999)
	1,129,075	-	27,899,348	33,149,354

- (a) Details of the subsidiaries are as follows:

Name of Company	Country of Incorporation	Effective Interests (%)		Principal Activities
		2001	2000	
Dawn Oil Palm Plantations Sdn. Bhd.	Malaysia	100	100	Oil palm plantations
B.S. Oil Palm Plantations Sdn. Bhd.	Malaysia	100	100	Oil palm plantations
Kampong Aur Oil Palm Company (Sdn.) Berhad	Malaysia	83	83	Oil palm plantations
*Madah Perkasa Sdn. Bhd.	Malaysia	83	83	Oil palm plantations
**PT Berkat Sawit Sejati	Indonesia	-	70	Oil palm plantations
Inai Prisma Sdn. Bhd.	Malaysia	100	100	Plantation advisory
#ESDigital Centre Sdn. Bhd.	Malaysia	-	100	Dormant
#Teroka Bahagia Sdn. Bhd.	Malaysia	-	100	Dormant
#Uniprudent Asset Sdn. Bhd.	Malaysia	-	100	Dormant
***Gem Asia Sdn. Bhd.	Malaysia	100	100	Ceased operation

* Subsidiary of Kampong Aur Oil Palm Company (Sdn.) Berhad.

** Audited by firm affiliated with Hanafiah Raslan & Mohamad, Malaysia.

*** Audited by other firm of auditors.

Struck off by Registrar of Companies during the year.

- 31 DECEMBER, 2001 (CONT'D)

4. SUBSIDIARIES (CONT'D)

- (b) During the year, the results of the operations and net assets of a subsidiary, Inai Prisma Sdn. Bhd. (IPSB) was not consolidated with that of the Company because IPSB was placed under winding up order by High Court of Malaya, Kuantan, Pahang Darul Makmur and the Group accordingly lost management control over the affairs of IPSB. IPSB which was principally involved in plantation advisory, ceased operations during the year. The cost of investment in IPSB was stated at its carrying amount thereafter.

Winding up order was made against IPSB on 4 July, 2000 by its creditor. However, this winding up order was only made known to IPSB on 29 June, 2001 by a legal firm through winding up search for ESOS of the Company.

Official receiver of Pejabat Pemegang Harta Pahang had been appointed as liquidator. However, IPSB has applied for Application of Stay of the winding up order.

The effect of the deconsolidation on the financial results of the Group up to the date of lost management control is as follows:

	Financial period ended 29.06.2001	Financial year ended 31.12.2000
	RM	RM
Revenue	407,887	926,750
Operating costs	(424,658)	(482,602)
(Loss)/profit from operations	(16,771)	444,148
Other income	-	8,694
(Loss)/profit before taxation	(16,771)	452,842
Taxation	(2,777)	(129,000)
(Loss)/profit after taxation	(19,548)	323,842

The effect of the deconsolidation of Inai Prisma Sdn. Bhd. on the financial position of the Group is as follows:

	29.06.2001	31.12.2000
	RM	RM
Net assets deconsolidated:		
Cash and bank balance	7,561	9,567
Other receivables	237,237	3,908
Due from related companies	2,351,486	2,050,719
Other payables	(92,861)	(429,500)
Due to related companies	(1,384,914)	(460,820)
Taxation	-	(39,000)
Property, plant and equipment	10,566	13,749
Net assets	1,129,075	1,148,623
Cost of investment	(200,000)	
Transfer to cost of investment	929,075	(929,075)
Less : Cash and bank balance	(7,561)	
Net cash from deconsolidation of a subsidiary	(7,561)	

- 31 DECEMBER, 2001 (CONT'D)

4. SUBSIDIARIES (CONT'D)

- (c) On 25 June 2001, the Company disposed off its entire equity interest in a subsidiary, PT Berkat Sawit Sejati to its corporate shareholder, Perbadanan Kemajuan Negeri Pahang (PKNP) for a consideration of RM5,250,000 as disclosed in Note 30(b).

The effect of the disposal on the financial results of the Group up to the date of disposal is as follows:

	Financial period ended 25.06.2001	Financial year ended 31.12.2000
	RM	RM
Revenue	-	-
Operating costs	(100,059)	(199,067)
Loss from operations	(100,059)	(199,067)
Other income	-	7,633
Loss before taxation	(100,059)	(191,434)
Taxation	-	-
Loss after taxation	(100,059)	(191,434)

The effect of the disposal of PT Berkat Sawit Sejati on the financial position of the Group is as follows:

	25.06.2001	31.12.2000
	RM	RM
Net assets disposed:		
Cash and bank balance	93,412	34,275
Trade receivables	-	7,539
Other receivables	38,532	39,756
Inventories	892,373	1,054,870
Property, plant and equipment	16,594,231	18,660,752
Trade payables	(269,965)	(191,882)
Other payables	(167,328)	(1,069,187)
Due to related companies	(12,739,702)	(13,179,399)
Minority interests	(1,847,797)	(2,110,292)
Goodwill on consolidation	114,020	114,020
Net assets	2,707,776	3,360,452
Profit on disposal	2,542,224	
Sales consideration	5,250,000	
Less : Cash and bank balance	(93,412)	
Net cash from disposal of a subsidiary	5,156,588	

- 31 DECEMBER, 2001 (CONT'D)

5. ASSOCIATED COMPANIES

	Group		Company	
	2001	2000	2001	2000
	RM	RM	RM	RM
Unquoted shares, at cost	16,330,624	16,330,624	8,500,000	8,500,000
Group's share of post acquisition reserves	18,012,308	15,577,458	-	-
	34,342,932	31,908,082	8,500,000	8,500,000
Represented by:				
Share of net assets	32,862,917	30,323,715		
Goodwill on acquisition	1,480,015	1,584,367		
	34,342,932	31,908,082		

The associated companies are :

Name of Company	Country of Incorporation	Effective Interests (%)		Financial Year End	Principal Activities
		2001	2000		
*Prosper Palm Oil Mill Sdn. Bhd.	Malaysia	#25.5	#25.5	31 December	Palm oil mill
*Kilang Kosfarm Sdn. Bhd.	Malaysia	29.0	29.0	31 December	Palm oil mill
*Business & Budget Hotel (Kuantan) Sdn. Bhd.	Malaysia	35.0	35.0	30 June	Hotelier

Equity is held indirectly through the subsidiaries.

* Audited by other firms of auditors.

6. OTHER INVESTMENTS

	Group & Company	
	2001	2000
	RM	RM
Unquoted shares, at cost	1,170,000	1,170,000

7. BREEDING STOCKS

	Group		Company	
	2001	2000	2001	2000
	RM	RM	RM	RM
At current net selling value	939,306	469,422	160,934	82,339

- 31 DECEMBER, 2001 (CONT'D)

8. GOODWILL/(RESERVE) ON CONSOLIDATION

	Group	
	2001	2000
	RM	RM
At 1 January	117,466	117,466
Accumulated amortisation	(9,914)	(9,914)
Disposal of subsidiary - PT Berkas Sawit Sejati	107,552 (114,020)	107,552 -
At 31 December	(6,468)	107,552

9. INVENTORIES

	Group		Company	
	2001	2000	2001	2000
	RM	RM	RM	RM
At cost:				
Fertilizers	114,929	220,346	59,901	11,844
Chemicals	28,590	34,930	11,597	15,607
Fuel and lubricants	28,896	31,268	6,504	6,117
Nursery	705,362	1,725,940	705,362	751,775
Spare and parts	286,118	331,240	116,590	119,099
	1,163,895	2,343,724	899,954	904,442

10. TRADE RECEIVABLES

Included in the trade receivables balance of the Group and Company are amount owing by associated companies amounting to RM1,709,918 (2000 : RM1,393,450) and RM1,256,553 (2000 : RM1,033,052) respectively.

11. OTHER RECEIVABLES

	Group		Company	
	2001	2000	2001	2000
	RM	RM	RM	RM
Other receivables	59,167,820	47,910,494	56,721,702	44,512,100
Provision for doubtful debts	(283,938)	(283,938)	(89,543)	(89,543)
	58,883,882	47,626,556	56,632,159	44,422,557

11. OTHER RECEIVABLES (CONT'D)

Included in other receivables of the Group and the Company are the following:

- (a) amount due from its corporate shareholder, Perbadanan Kemajuan Negeri Pahang (PKNP) and Pascorp Holdings Sdn. Bhd., a wholly owned subsidiary of PKNP, amounting to RM39,796,559 (2000 : RM39,879,212), being deposits plus interest accrued pursuant to the call option agreements relating to the purchases of land and equity interest, and proceeds from disposal of investment in PT Berkas Sawit Sejati resulting from the rescission of Novation Agreement and Supplemental Novation Agreement with PKNP and PT Berkas Sawit Sentosa.
- (b) amount due from PT Berkas Sawit Sejati being advance given for working capital amounting to RM11,652,772 (2000 : Nil).
- (c) deposit paid to its corporate shareholder amounting to RM4,000,000 (2000 : RM4,000,000) in relation to the acquisition of an agriculture land.
- (d) settlement of debts due to its corporate shareholder amounting to Nil (2000 : RM887,500).
- (e) amount of RM1,250,565 (2000 : RM1,778,333) for the Group and RM525,001 (2000 : RM385,000) for the Company, being overpayment of taxation.

12. DUE FROM SUBSIDIARIES

The amount due from subsidiaries are unsecured, bear interest of 9.7% (2000 : 9.7% to 10.0%) per annum and have no fixed terms of repayment.

13. CASH AND BANK BALANCES

	Group		Company	
	2001	2000	2001	2000
	RM	RM	RM	RM
Cash on hand and at banks	2,065,156	752,973	971,594	203,545
Deposits with:				
licensed banks	1,194,139	2,622,561	1,194,139	2,622,561
licensed finance companies	860,000	1,301,000	600,000	900,000
	4,119,295	4,676,534	2,765,733	3,726,106

14. SHORT TERM BORROWINGS

	Group		Company	
	2001	2000	2001	2000
	RM	RM	RM	RM
Secured:				
Bank overdrafts	5,023,243	18,068,436	5,023,243	18,068,436
Revolving credits	5,750,000	3,000,000	5,750,000	3,000,000
Term loan, due within 12 months (Note 19)	1,020,000	-	1,020,000	-
	11,793,243	21,068,436	11,793,243	21,068,436

- 31 DECEMBER, 2001 (CONT'D)

14. SHORT TERM BORROWINGS (CONT'D)

The bank overdrafts and revolving credits are secured by a negative pledge on the assets of the Company and bear interest of 5.25% to 8.80% (2000 : 5.45% to 8.80%) per annum.

15. OTHER PAYABLES

In prior year, included in other payables of the Group is an amount of RM3,928,083 being advance given to a subsidiary by one of its shareholders, PT Berkas Sawit Sentosa and bears interest of 10% per annum.

16. DUE TO RELATED COMPANIES

	Group		Company	
	2001	2000	2001	2000
	RM	RM	RM	RM
Due to subsidiaries	-	-	43,762,618	42,536,085
Due to an unconsolidated subsidiary	2,351,486	-	-	-
	2,351,486	-	43,762,618	42,536,085

The amounts due to related companies are unsecured, interest free and have no fixed terms of repayment.

17. SHARE CAPITAL

	Number of Ordinary Shares of RM1 Each		Amount	
	2001	2000	2001	2000
			RM	RM
Authorised	500,000,000	500,000,000	500,000,000	500,000,000
Issued and fully paid:				
At 1 January	56,000,000	56,000,000	56,000,000	56,000,000
Bonus issue	5,600,000	-	5,600,000	-
At 31 December	61,600,000	56,000,000	61,600,000	56,000,000

(a) At the Extraordinary General Meeting held on 25 June, 2001, the shareholders of the Company approved a bonus issue of 5,600,000 new ordinary shares of RM1 each to the shareholders of the Company on the basis of one new ordinary share for every ten existing shares. This bonus issue was subsequently issued on 8 August, 2001.

(b) The Company's Employee Share Option Scheme (ESOS) is governed by the by-laws which was approved by the shareholders at the Extraordinary General Meeting held on 29 December, 2001.

The main features of the ESOS are as follows:

- (i) Eligible persons are employees of the Group (excluding executive directors) who have been confirmed in the employment of the Group and have served for at least one year before the date of the offer. The eligibility for participation in the ESOS shall be at the discretion of the Option Committee appointed by the Board of Directors.
- (ii) The total number of shares to be offered shall not exceed in aggregate 10% of the issued share capital of the Company at any point of time during the tenure of the ESOS, which shall be in force for a period of five years from the date of the receipt of the last requisite approvals.

- 31 DECEMBER, 2001 (CONT'D)

17. SHARE CAPITAL (CONT'D)

- (iii) The option price for each share shall be the average of the mean market quotation of the shares of the Company in the daily official list issued by the Kuala Lumpur Stock Exchange for the five trading days preceding the date of offer, or the par value of the shares of the Company of RM1, whichever is higher.
- (iv) No option shall be granted for less than 1,000 shares nor more than maximum allowable allotment of shares to any eligible employee, provided the number shall be in multiples of 1,000 shares.
- (v) An option granted under the ESOS shall be capable of being exercised by the grantee by notice in writing to the Company before the expiry of five years from the date of the offer or such shorter period as may be specified in such offer.
- (vi) The persons to whom the options have been granted have no right to participate by virtue of the options in any share issue of any other company.

As at the balance sheet date, the ESOS is still pending implementation.

18. PROVISION FOR REPLANTING EXPENDITURE

	Group		Company	
	2001	2000	2001	2000
	RM	RM	RM	RM
At 1 January	23,312,805	22,755,891	9,680,442	9,442,958
Addition	2,316,541	2,808,858	848,920	852,560
Utilised	25,629,346 (3,126,978)	25,564,749 (2,251,944)	10,529,362 (976,340)	10,295,518 (615,076)
At 31 December	22,502,368	23,312,805	9,553,022	9,680,442

19. LONG TERM BORROWINGS

	Group		Company	
	2001	2000	2001	2000
	RM	RM	RM	RM
Term loan, secured	4,405,000	-	4,405,000	-
Due within 12 months (Note 14)	(1,020,000)	-	(1,020,000)	-
Due after 12 months	3,385,000	-	3,385,000	-

The term loan is secured by a negative pledge on the assets of the Company and bear interest of 7.65% to 8.05% per annum. This term loan is to be repaid by 60 monthly instalments of RM85,000 commencing from June 2001.

20. REVENUE

The revenue of the Group and the Company consist of the sales of fresh fruit bunch net of discount.

- 31 DECEMBER, 2001 (CONT'D)

21. OTHER OPERATING INCOME

Included in other operating income are:

	Group		Company	
	2001	2000	2001	2000
	RM	RM	RM	RM
Rental income	33,775	16,220	-	-
Dividend income	-	-	-	290,000
Profit on disposal of property, plant and equipment	17,999	18,634	-	-
Profit on disposal of breeding stocks	76,502	132,576	-	-
Profit on disposal of a subsidiary	2,542,224	-	-	-
Gain arising from investment written off	18,683	-	-	-

22. OTHER OPERATING EXPENSES

Included in other operating expenses are:

	Group		Company	
	2001	2000	2001	2000
	RM	RM	RM	RM
Amortisation of goodwill	-	4,957	-	-
Auditors' remuneration:				
Statutory audits				
- current year	70,500	111,500	20,000	20,000
- under provision in prior year	-	3,000	-	-
Other services	131,986	10,000	131,986	10,000
Bad debts written off	426,786	181	213,135	-
Directors' remuneration (Note 23)	605,785	474,351	403,785	294,351
Property, plant and equipment written off	9,812	306,398	40	44,827
Intangible assets written off	-	148,640	-	-
Investment written off	-	-	6	-
Provision for doubtful debts	-	194,395	-	-
Provision for replanting expenditure	2,316,541	2,808,858	848,920	852,560

- 31 DECEMBER, 2001 (CONT'D)

23. DIRECTORS' REMUNERATION

	Group		Company	
	2001	2000	2001	2000
	RM	RM	RM	RM
Directors of the Company				
Executive:				
Fees	34,000	28,000	25,000	20,000
Other emoluments	78,000	110,567	78,000	110,567
	112,000	138,567	103,000	130,567
Non-Executive:				
Fees	130,000	106,481	130,000	106,481
Other emoluments	170,785	57,303	170,785	57,303
	300,785	163,784	300,785	163,784
Other Directors				
Non-Executive:				
Fees	193,000	172,000	-	-
Total	605,785	474,351	403,785	294,351

The number of directors of the Company whose total remuneration during the year fall within the following bands is as follows:

	Number of Directors	
	2001	2000
Executive directors:		
RM100,001 - RM150,000	1	1
Non-Executive directors:		
Below RM50,000	4	5
RM50,001 - RM100,000	1	-

24. FINANCE (COST)/INCOME, NET

Included in finance (cost)/income, net are:

	Group		Company	
	2001	2000	2001	2000
	RM	RM	RM	RM
Interest on deposit	-	3,780,046	-	3,780,046
Interest income	184,094	268,611	75,997	135,905
Interest on advances to subsidiaries	-	-	501,356	510,860
Interest expense	(1,491,829)	(1,315,780)	(1,491,829)	(1,315,780)
Sharing of profit under the 'Al-Bai Bithaman Ajil' facility	-	(984,613)	-	-

- 31 DECEMBER, 2001 (CONT'D)

25. TAXATION

	Group		Company	
	2001	2000	2001	2000
	RM	RM	RM	RM
Current year's provision	2,611,501	3,288,274	735,000	1,155,000
Taxation under provided in prior years	1,337,904	-	1,186,290	-
	3,949,405	3,288,274	1,921,290	1,155,000
Share of taxation of associated companies	819,167	535,697	-	-
	4,768,572	3,823,971	1,921,290	1,155,000

The effective rate of taxation for the Group is higher than the statutory rate of tax applicable in Malaysia as losses of certain subsidiaries cannot be set off against profits made by other companies in the Group as no group relief is available and certain expenses being disallowed for tax purposes.

The effective tax rate on the Company's profit is higher than the statutory tax rate mainly due to certain expenses being disallowed for tax purposes.

As at 31 December, 2001, the Company has tax exempt account of RM10,632,438 (2000: RM10,632,438) under Section 12 of Income Tax (Amendment) Act, 1999 from which tax exempt dividends can be declared, subject to agreement with the Inland Revenue Board.

The Company has sufficient tax credit under Section 108 of the Income Tax Act, 1967 and tax exempt balance to frank the payment of dividends out of its entire retained profits as at 31 December, 2001.

Deferred taxation is not provided on the surplus arising from the revaluation on long term leasehold land, mature and immature plantations as it is not the intention of the directors to dispose these properties.

The estimated deferred tax benefits arising from timing differences not provided in the financial statements are as follows:

	Group		Company	
	2001	2000	2001	2000
	RM	RM	RM	RM
Capital allowance claimed in excess of depreciation charge	6,745,883	8,301,196	1,239,585	1,119,968
Unabsorbed tax losses carried forward	(7,894,445)	(7,894,445)	-	-
Unabsorbed capital allowance carried forward	(41,494,536)	(42,719,448)	-	-
Provision for replanting expenditure in excess of replanting expenditure incurred	(22,502,368)	(23,312,805)	(9,553,022)	(9,680,442)
	(65,145,466)	(65,625,502)	(8,313,437)	(8,560,474)

26. EARNINGS PER SHARE

Basic earnings per share of the Group are calculated by dividing the net profit attributable to shareholders of RM9,505,461 (2000 : RM10,033,944) by the weighted average number of shares in issue during the financial year of 61,600,000 (2000 : 61,600,000) shares.

Diluted earnings per share is not presented as there were no dilutive potential ordinary shares as at 31 December, 2001.

- 31 DECEMBER, 2001 (CONT'D)

27. DIVIDENDS

	Amount		Dividend per Share	
	2001	2000	2001	2000
	RM	RM	Sen	Sen
Final dividend of 5% less 28% taxation	-	2,016,000	-	3.6

At the forthcoming Annual General Meeting, a final dividend in respect of the current financial year ended 31 December, 2001 of 5% on 61,600,000 ordinary shares less 28% taxation amounting to a total dividend of RM2,217,600 (3.6 sen per share) will be proposed for shareholders' approval. The financial statements for the current financial year do not reflect this proposed dividend. Such dividend, if approved by the shareholders, will be accounted for in the shareholders' equity as an appropriation of retained profits in the next financial year ending 31 December, 2002.

28. SIGNIFICANT RELATED PARTY TRANSACTIONS

	Group		Company	
	2001	2000	2001	2000
	RM	RM	RM	RM
Sales of fresh fruit bunch to Prosper Palm Oil Mill Sdn. Bhd., an associated company	2,518,300	2,924,081	-	-
Sales of fresh fruit bunch to Rompin Palm Oil Mill Sdn. Bhd., an associated company of Prosper Palm Oil Mill Sdn. Bhd.	6,393,786	6,197,087	-	-
Sales of fresh fruit bunch to Kilang Kosfarm Sdn. Bhd., an associated company	21,293,931	23,832,117	2,482,230	3,090,643
Interest income from Kampong Aur Oil Palm Company (Sdn.) Berhad, a subsidiary	-	-	501,356	376,023
Plantation consultation fee charged by Inai Prisma Sdn. Bhd., a subsidiary	-	-	(85,384)	(146,173)
Fertiliser commission charged by Inai Prisma Sdn. Bhd., a subsidiary	-	-	-	(34,842)

The directors are of the opinion that all the transactions above have been entered into in the normal course of business and have been established on terms and conditions that are not materially different from that obtainable in transactions with unrelated parties.

- 31 DECEMBER, 2001 (CONT'D)

29. COMMITMENTS

	Group		Company	
	2001	2000	2001	2000
	RM	RM	RM	RM
Capital expenditure for property, plant and equipment:				
- approved and contacted for	2,480,000	5,380,000	2,480,000	2,480,000
- approved but not contracted for	13,982,317	26,418,645	5,867,598	9,464,200
	16,462,317	31,798,645	8,347,598	11,944,200

30. SIGNIFICANT EVENTS

- (a) On 8 January, 2001, a subsidiary of the Company, PT Berkas Sawit Sejati obtained Certificate of Landright (Hak Guna Usaha) totaling 11,564.5 hectares of land for 30 years in South Sumatera, Indonesia from the National Land Board (Badan Pertanahan Nasional).
- (b) At the Extraordinary General Meeting held on 25 June, 2001, the shareholders of the Company rejected the proposed novation with, Perbadanan Kemajuan Negeri Pahang (PKNP), a corporate shareholder of the Company and PT Berkas Sawit Sentosa in relation to the acquisition of 70% equity participation in PT Berkas Sawit Sejati, a joint venture private limited company incorporated in Indonesia.

On 26 July, 2001, the Company has sent a Notice of Termination of the proposed novation to PKNP and PT Berkas Sawit Sentosa.

On 30 August, 2001, the Company has sent a Letter of Demand to PKNP and PT Berkas Sawit Sentosa to make payment for the amount owing to the Company within 14 days from the date of the Letter of Demand.

- (c) The amount due from PKNP and Pascorp Holdings Sdn. Bhd., a wholly owned subsidiary of PKNP has not been fully repaid pursuant to the Deed of Settlement dated 18 October, 2000. On 9 November, 2001, the Company has through its lawyer filed a Writ of Summons together with a Statement of Claims in the High Court of Malaya, Kuantan to claim the followings:
- (i) Pascorp Holdings Sdn. Bhd. debt amounting to RM19,742,538 together with interest at the rate of 10% per annum calculated from the various dates of payments, and
- (ii) PKNP debt amounting to RM12,500,000 together with interest at the rate of 10% per annum calculated from the various dates of payments.

31. SUBSEQUENT EVENTS

The amounts due from PKNP and PT Berkas Sawit Sentosa have not been repaid pursuant to the Notice of Termination of the proposed novation dated 26 July, 2001 as disclosed in Note 30(b). On 24 January, 2002, the Company has through its lawyer filed a Writ of Summons together with a Statement of Claims in the High Court of Malaya, Kuantan to claim the followings:

- (i) from PKNP, the refund of RM5,250,000 together with interest at the rate of 12% per annum calculated on a daily basis from the date of payment until the date of full settlement,
- (ii) from PKNP, being jointly and severally liable with PT Berkas Sawit Sentosa for the payment of RM11,652,772 together with interest at the rate of 12% per annum calculated on a daily basis from the date of payment until the date of full settlement, and
- (iii) from PT Berkas Sawit Sentosa, being jointly and severally liable with PKNP for the payment of RM11,652,772 together with interest at the rate of 12% per annum calculated on a daily basis from the date of payment until the date of full settlement.

32. SEGMENTAL INFORMATION

No segmental reporting has been prepared as the Group activities are predominantly in plantation activities which are substantially carried out in Malaysia.

33. COMPARATIVE FIGURES

Certain comparative figures have been reclassified to conform with the current year's presentation.

34. CURRENCY

All amounts are stated in Ringgit Malaysia, unless otherwise stated.

	Lokasi Location	Tempoh Tenure	Keluasan (hektar) Area (hectare)	Kegunaan Usage	Nilai Buku Bersih (RM) Net Book Value (RM)
1.	Ladang Sg. Seraya (Far East Holdings Berhad) Mukim Keratong Daerah Pekan Pahang Darul Makmur	Pajakan untuk tempoh sehingga 2079	841.80	Perladangan Kelapa Sawit	12,786,829
2.	Ladang Bukit Jin (Far East Holdings Berhad) Daerah Bera Pahang Darul Makmur	Pajakan untuk tempoh sehingga 2079	2,104.38	Perladangan Kelapa Sawit	36,514,640
3.	Ladang Sg. Rasau (Far East Holdings Berhad)	Pajakan untuk tempoh sehingga 2091	118.04	Tanaman Buah-buahan	8,389,116
4.	Ladang Kampung Aur (Kampong Aur Oil Palm Company (Sdn) Berhad Mukim Keratong Daerah Rompin Pahang Darul Makmur Ladang Sg. Gayung & Ladang Sg. Marang (Madah Perkasa Sdn Bhd)	Pajakan untuk tempoh sehingga 2070 2073 2074 2077 2079 Pajakan untuk tempoh sehingga 2095	481.34 321.59 419.26 407.12 420.88 4,481.30	Perladangan Kelapa Sawit	39,687,740 112,273,406
5.	Ladang Dawn (Dawn Oil Palm Plantations Sdn Bhd Mukim Keratong Daerah Rompin Pahang Darul Makmur Ladang Cempaka	Pajakan untuk tempoh sehingga 2072 2075 2076 2079 2096	250.91 297.12 282.69 420.88 452.60	Perladangan Kelapa Sawit	44,182,150
6.	Ladang Bukit Serok (B.S Oil Palm Plantations Sdn Bhd) Mukim Keratong Daerah Rompin Pahang Darul Makmur	Pajakan untuk tempoh sehingga 2071 2075 2076 2079 2085	563.71 350.44 346.77 420.83 357.74	Perladangan Kelapa Sawit	34,690,325
	Jumlah/Total		13,339.40		288,524,206

Saiz Pemegang Saham / Size of Shareholdings	Bil. Pemegang Saham / No. of Shareholders	% Pemegang Saham / % of Shareholders	Bil. Pemegang Saham / No. of Shares Held	% Pemegang Saham / % of Shareholdings
Less than 1,000	129	2.66	25,550	0.04
1,000 - 10,000	4,284	88.44	10,464,800	16.99
10,001 - 100,000	405	8.36	8,305,800	13.48
100,001 to less than 5%	22	0.46	8,068,650	13.10
5% and above	4	0.08	34,735,600	56.39
Jumlah/Total	4,844	100.00	61,600,400	100.00

SENARAI TIGA PULUH (30) PEMEGANG SAHAM TERBESAR PADA 30 APRIL, 2002
LIST OF THIRTY (30) LARGEST SHAREHOLDERS AS AT 30 APRIL, 2002 /

No.	Nama Names	Jumlah Pegangan Saham Shareholdings	%
1.	Prosper Trading Sdn Berhad	10,775,200	17.49
2.	Perbadanan Kemajuan Negeri Pahang	10,168,400	16.51
3.	Cartaban Nominees (Tempatan) Sdn Bhd <i>A/C For Pasdec Resources Sdn Bhd</i>	7,390,000	12.00
4.	Lembaga Kemajuan Perusahaan Pertanian Pahang	6,402,000	10.39
5.	Yeoh Kean Hua	1,485,000	2.41
6.	Toh Yew Keat	1,082,950	1.76
7.	Amsteel Equity Nominess (Tempatan) Sdn Bhd <i>A/C Tee Kim Tee @ Tee Ching Tee</i>	763,000	1.24
8.	Amanah Raya Berhad <i>A/C Kumpulan Modal Bumiputra Pahang</i>	720,000	1.17
9.	Merchant Nominees (Tempatan) Sdn Bhd <i>A/C For Majlis Agama Islam Dan Adat Resam Melayu Pahang</i>	660,000	1.07
10.	Tee Lip Sin	623,400	1.01
11.	Perbadanan Kemajuan Negeri Selangor	447,700	0.73
12.	Bumiputra-Commerce Nominees (Tempatan) Sdn Bhd <i>A/C For Amanah Saham Pahang Berhad</i>	374,000	0.61
13.	Tee Lip Hian	310,000	0.50
14.	Tohtonku Sdn Berhad	280,900	0.46
15.	Foh Chong & Sons Sdn Bhd	262,900	0.43
16.	M & A Nominee (Asing) Sdn Bhd <i>A/C Pedigree Limited</i>	260,700	0.42
17.	Tee Kim Tee @ Tee Ching Tee	242,000	0.39
18.	Ong Lian Choon	236,000	0.38
19.	Follow Me Industries Sdn Bhd	205,700	0.33
20.	Lim Hooi Teik	202,300	0.33
21.	Lee Sau Choo	169,400	0.27
22.	Lembaga Tabung Haji	127,600	0.21
23.	Tee Alek @ Tee Bee Soon	116,000	0.19
24.	Bimsec Nominees (Tempatan) Sdn Bhd <i>A/C Syarikat Takaful Malaysia Berhad</i>	100,000	0.16
25.	Lee Meng Heon	99,000	0.16
26.	Tan Teang Yam	97,000	0.16
27.	Chin Kiam Hsung	91,300	0.15
28.	Hong Leong Finance Berhad <i>A/C Yeo Chwee Poh</i>	88,000	0.14
29.	Ke-Zan Nominees (Asing) Sdn Bhd <i>A/C GHS Holdings Pte Ltd</i>	88,000	0.14
30.	Tan Keh Feng	87,000	0.14

SENARAI PEMEGANG SAHAM UTAMA TERBESAR (5% KE ATAS)
LIST OF SUBSTANTIAL SHAREHOLDERS (5% ABOVE)

No.	Nama Names	Jumlah Pegangan Saham Shareholdings	%
1.	Prosper Trading Sdn Bhd	10,775,200	17.49
2.	Perbadanan Kemajuan Negeri Pahang	10,168,400	16.51
3.	Cartaban Nominess(Tempatan) Sdn Bhd A/C For Pasdec Resources Sdn Bhd	7,390,000	12.00
4.	Lembaga Kemajuan Perusahaan Pertanian Pahang	6,402,000	10.39

SENARAI PEGANGAN SAHAM PENGARAH
LIST OF DIRECTORS' SHAREHOLDINGS

No.	Nama Names	Jumlah Pegangan Saham Shareholdings	%
1.	Y.H. Dato' Mohd Ghazali Bin Mohd Khalid	3,300	0.01
2.	Y.H. Dato' Hamdan Bin Jaafar	-	-
3.	Y. Bhg. Prof. Tan Sri Dato' Dr. Mohamed Rashdan Bin Haji Baba	-	-
4.	Y.H. Dato' Ghazali Bin Mohd Ali	-	-
5.	Y.H. Dato' Abdul Rahim Bin Mohamad	-	-
6.	En John Chia Sin Tet	11,000	0.02

PEMEGANG SAHAM BUMIPUTERA
BUMIPUTERA SHAREHOLDINGS

	Jenis Hakmilik Type Of Ownership	Pemegang Saham Shareholder	%	Pegangan Saham Shareholdings	%
1.	Agensi Kerajaan / Government Agency	7	0.14	17,191,100	27.91
2.	Bumiputera				
	a) Individu/Individuals	198	4.09	700,050	1.14
	b) Syarikat/Companies	36	0.74	1,157,700	1.88
	c) Syarikat Nominee/ Nominees Company	214	4.42	2,243,600	3.64
3.	Bukan Bumiputera/ Non-Bumiputera				
	a) Individu/Individuals	3,998	82.53	17,710,783	28.75
	b) Syarikat/Companies	64	1.32	11,966,900	19.42
	c) Syarikat Nominee / Nominees Company	195	4.03	9,225,567	14.98
	Jumlah Di Malaysia/Malaysian Total	4,712	97.27	60,195,700	97.72
4.	Luar Negara/Foreign				
	a) Individu/Individuals	56	1.16	486,200	0.79
	b) Syarikat/Companies	1	0.02	4,400	0.01
	c) Syarikat Nominee / Nominees Company	75	1.55	913,700	1.48
	Jumlah Luar Negara/Foreign Total	132	2.73	1,404,300	2.28
	Jumlah Keseluruhan/Grand Total	4,844	100.00	61,600,000	100.00



FAR EAST HOLDINGS BERHAD
(14809-W)

Saya/Kami _____

yang beralamat di _____

sebagai pemegang saham/pemegang-pemegang saham FAR EAST HOLDINGS BERHAD, dengan ini melantik _____

yang beralamat di _____

atau sebagai penggantinya _____

yang beralamat di _____

atau pengerusi mesyuarat sebagai proksi saya/kami yang akan mengundi bagi pihak saya/kami di Mesyuarat Agung Tahunan Syarikat yang ke 28 yang akan diadakan pada hari Isnin, 24 Jun 2002 jam 11.00 pagi di Meranti I, Hyatt Regency, Kuantan, Pahang Darul Makmur dan pada sebarang hari penangguhannya.

Proksi saya/kami hendaklah mengundi ke atas resolusi-resolusi seperti yang telah ditentukan dengan tanda (X) di ruang yang berkenaan di bawah ini. Sekiranya ruang ini dikembalikan tanpa apa-apa penentuan mengenai cara-cara pengundian, proksi akan mengambil tindakan yang sewajarnya untuk mengundi ataupun tidak.

Nombor Resolusi	1	2	3	4	5	6	7	8
Bersetuju								
Menentang								

Ditandatangani pada _____ 2002.

Jumlah Saham Dipegang

Tandatangan _____

Dihadapan* _____

* Tandatangan di Borang Proksi yang dilaksanakan di luar Malaysia mestilah disahkan oleh seorang notari awam atau konsul.

NOTA

- Seorang ahli yang berhak menghadiri dan mengundi dalam mesyuarat ini adalah berhak melantik proksi untuk hadir dan mengundi bagi pihaknya. Proksi tidak semestinya seorang ahli syarikat.
- Jika yang melantik sebuah perbadanan borang proksi mestilah dimeteri dengan cop mohor atau ditandatangani oleh peguam atau pegawai perbadanan tersebut.
- Borang proksi ini mestilah diserahkan kepada Pendaftar Saham (Malaysian Share Registration Services Sdn Bhd, Tingkat 7, Exchange Square, Bukit Kewangan, 50200 Kuala Lumpur. P.O Box 13274, 50752 Kuala Lumpur) tidak lewat daripada empat puluh lapan jam(48) sebelum masa yang ditetapkan untuk mengadakan mesyuarat.



FAR EAST HOLDINGS BERHAD
(14809-W)

I/We _____

of _____

being a member/members of FAR EAST HOLDINGS BERHAD, hereby appoint _____

of _____

or failing him _____

of _____

or failing him the chairman of the meeting as my/our proxy to vote for me/us and on my/our behalf at the 28th Annual General Meeting of Far East Holdings Berhad to be held on Monday, 24th June 2002 at 11.00am, Meranti I, Hyatt Regency, Kuantan, Pahang Darul Makmur and at any adjournment thereof.

My/Our proxy to vote on the resolution as indicated with (X) in the space provided. If the form is returned in the absence of specific directions as to the manner the vote is to be cast, my/our proxy will vote or abstain as he thinks fit.

Resolution Number	1	2	3	4	5	6	7	8
For								
Against								

Sign this _____ day of _____ 2002.

Total Shares Held

Signature _____

Witness* _____

** This signature on a Proxy Form executed outside Malaysia must be attested by a notary or consul.*

NOTES

1. A member entitled to attend and vote at the meeting is entitled to appoint a proxy to attend and vote in his stead. A proxy need not be a member of the company.
2. Where the appointment is executed by a corporation, it must be either under seal or under the hand of any attorney or officer duly authorised.
3. The instrument appointing the proxy must be deposited at the Shares Registrars Office (Malaysian Share Registration Services Sdn Bhd Tingkat 7, Exchange Square, Bukit Kewangan, 50200 Kuala Lumpur, P.O. Box 13274, 50752 Kuala Lumpur) at least forty eight(48) hours before the time appointed for holding the meeting.

This form is intended to facilitate the lodgement of complaints with the KLSE, by investors against Public Listed Companies (PLCs) in Malaysia. Investors are encouraged, in the first instance, to amicably settle any differences directly with the PLC concerned.

Q: When can you make a complaint?

A: At anytime, preferably as soon as the problem occurs.

Below are some instances when a complaint may be lodged against a PLC:

- Misleading/inaccurate/insufficient disclosure of information;
- Failure to disclose material information in financial statements or annual reports;
- Actions/lack of actions detrimental to the interest of shareholders;
- Directors of PLCs;
- Management of PLCs; Share Registrars of PLCs; and
- Others (to specify)

Q: What are the procedures to make a complaint?

A: Procedure is very simple. For clarity, it is best to be in written form and directed to the KLSE. You can use any of the following methods to submit your complaints:

- mail the attached Complaint Form to KLSE; or
- fax the Complaint Form to 03-206 3700

Q: How will KLSE handle the complaint?

A: KLSE will handle the matter promptly and in any event, will contact the complainant not later than 14 days from receipt of the complaint.

Details of Complainant

Name: _____

NRIC No.: _____

CDS No.: _____

Address: _____

Telephone No.: House _____

Business _____

H/Phone _____

Details of Public Listed Company

Name of Company: _____

Address: _____

Details of complaint

Have you tried to resolve this complaint with the relevant Public Listed Company?

Yes

No

If yes, kindly indicate the name of the person contacted and his/her department.

Type of complaint:

Misleading/inaccurate/insufficient disclosure of information;

Failure to disclose material information in financial statements or annual reports;

Actions/lack of actions detrimental to the interest of shareholders;

Directors of PLCs;

Management of PLCs;

Share Registrars of PLCs; and

Others (to specify)

MY COMPLAINT IS AS FOLLOWS (Please provide a detailed account of the complaint in chronological order). You may type additional notes in a separate piece of paper.

Signature: _____

Date: _____

For KLSE's Use

Ref. No.:

Date received:

Officer in charge:

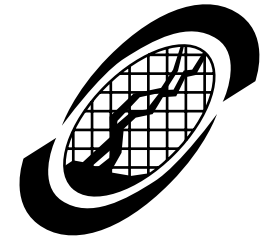
Date of first contact with complainant:

Status after 14 days:

Resolved

Pending

Details:



KUALA LUMPUR STOCK EXCHANGE

Contact Details:

Group Communications Division
Kuala Lumpur Stock Exchange
Exchange Square, Bukit Kewangan
50200 Kuala Lumpur

Tel: (03) 2026 7099
Fax: (03) 2063 700

**Complaint Against
Public Listed Company**

Borang ini bertujuan memudahkan para pelabur membuat aduan kepada BSKL, terhadap Syarikat Awam Tersenarai di Malaysia. Para pelabur adalah digalakkan menyelesaikan sebarang kemusykilan secara terus dengan Syarikat Awam Tersenarai berkenaan terlebih dahulu.

S: Bila anda boleh membuat aduan?

J: Apabila terdapat masalah:

- Aduan terhadap syarikat Awam Tersenarai boleh dibuat dalam situasi seperti berikut:
- Pendedahan maklumat yang mengelirukan/tidak tepat/tidak lengkap;
- Kegagalan mendedahkan maklumat penting dalam penyata kewangan atau laporan tahunan;
- Tiadanya tindakan, atau tindakan diambil boleh menjejaskan kepentingan pemegang saham;
- Pengarah Syarikat Awam Tersenarai; Pengurusan Syarikat Awam Tersenarai;
- Pendaftar Saham Syarikat Awam Tersenarai;
- Lain-lain (sila nyatakan)

S: Apakah yang perlu dilakukan untuk membuat aduan?

J: Caranya ringkas. Sebaiknya, aduan bertulis dihantar kepada BSKL untuk lebih jelas. Anda boleh mengambil langkah yang berikut untuk mengemukakan aduan kepada BSKL?

- Pos Borang Aduan yang dilampirkan kepada BSKL; atau
- Faks Borang Aduan ke talian 03-206 3700

S: Apakah tindakan BSKL terhadap aduan yang dibuat?

J: BSKL akan segera menangani hal tersebut dan akan menghubungi pihak yang membuat aduan dalam masa 14 hari dari tarikh penerimaan aduan.

Butir-butir Individu Yang Membuat Aduan

Nama: _____

Nombor Kad Pengenalan: _____

Nombor CDS: _____

Alamat: _____

Nombor Telefon: Rumah _____

Pejabat _____

T/Bimbit _____

Butir Butir Syarikat Awam Tersenarai

Nama Syarikat: _____

Alamat: _____

Butir-Butir Aduan

Permahkah anda cuba untuk menyelesaikan aduan ini dengan Syarikat Awam Tersenarai yang berkenaan?

Ya

Tidak

Jika ada, sila nyatakan nama kakitangan di syarikat tersebut yang telah anda hubungi serta jabatannya.

Jenis aduan

Pendedahan maklumat yang mengelirukan tidak tepat/tidak lengkap.

Kegagalan mendedahkan maklumat penting dalam penyata kewangan atau laporan tahunan.

Tiadanya tindakan, atau tindakan diambil boleh menjejaskan kepentingan pemegang saham.

Pengarah Syarikat Awam Tersenarai;

Pengurusan Syarikat Awam Tersenarai;

Pendaftar Saham Syarikat Awam Tersenarai;

Lain-lain (sila nyatakan)

ADUAN SAYA ADALAH SEPERTI BERIKUT (Sila berikan butir-butir terperinci secara kronologi-mengikut tarikh). Anda boleh menaipkan nota tambahan dalam kertas yang berasingan.

Tandatangan: _____

Tarikh: _____

Untuk Kegunaan BSKL

Nombor rujukan:

Tarikh diterima:

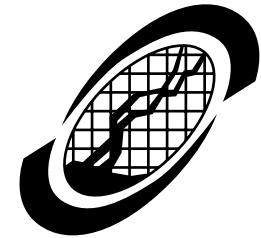
Pegawai bertugas:

Tarikh mula berhubung dengan individu yang membuat aduan:

Status selepas 14 hari:

- Selesai
- Dalam perhatian

Butir-butir lanjut:



BURSA SAHAM KUALA LUMPUR

Sila hubungi:

Jabatan Komunikasi Kumpulan
Bursa Saham Kuala Lumpur
Exchange Square, Bukit Kewangan
50200 Kuala Lumpur

Telefon: (03) 2026 7099
Faks: (03) 2063 700

**Aduan Terhadap
Syarikat Awam Tersenarai**